

# ELV Dimmable Drivers for Remote Locations Specifications











AL-98-08-12060, AL-98-08-24060



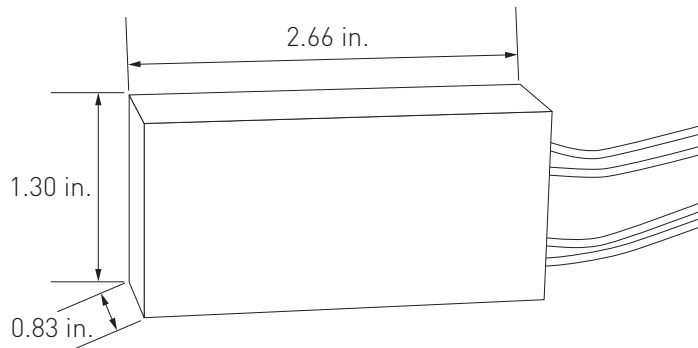
ELV (Electronic Low Voltage) dimmable drivers are compact power supplies that can be placed in remote locations, and provide stable and efficient power. Advanced technology reads the signal from a TRIAC dimmer switch for smooth dimming. ELV Dimmable Drivers for Remote Locations are Class 2 compliant, making them safe, reliable, and inspection-ready. They are also already derated, which means they can be loaded to maximum wattage capacity.

- Dry/wet location (IP65)
- Compatible with reverse phase ELV dimmers
- Compact

## QUICK SPECIFICATIONS

Input		120V AC
Features	  	100% maximum load 0% minimum load Class 2
Environment	  	Dry/wet environment (IP65) Dust tight and protected against jets of water
Certifications	 	RoHS UL Recognized Component
Warranty		5 year limited

## DIMENSIONS

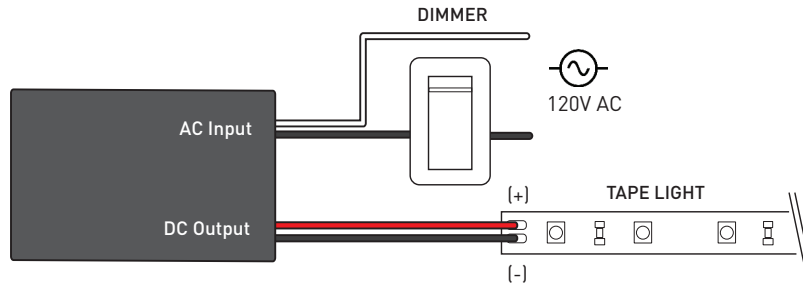


## TECHNICAL INFORMATION

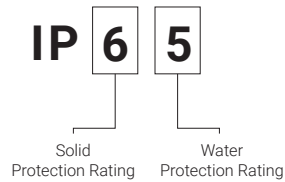
Item #		AL-98-08-12060	AL-98-08-24060
<b>Output</b>	DC Voltage	12V DC	24V DC
	Rated Current	5A	2.5A
	Input Current		0.5A
	Rated Power		60W
	Minimum Load		0%
<b>Input</b>	Voltage Range		120V AC
	Frequency Range		50/60 Hz
	Power Factor (Avg.)		>98%
<b>Protection</b>	Short Circuit	Short circuit protection and autorecovery	
	Over Voltage	≤140V AC (90~135V)	
<b>Environment</b>	Working Temp.	-30 ~ +90°C / -22 ~ +194°F	
	Humidity	95% RH max.	
<b>Safety &amp; EMC</b>	Safety Standards	UL Recognized Component	
	EMC Emission	FCC Part 15 B	
<b>Other</b>	Warranty	5 Year Limited	
	Size	2.66 x 1.3 x 0.83 in.	

\*These drivers are derated, but when installed in a small enclosure with no heatsink or air circulation, we recommend a max. load of 40W.

WIRING DIAGRAM



IP (INGRESS PROTECTION) RATING GUIDE



Solid Ingress Rating	Water Ingress Rating
<b>0</b> Not protected against solid objects	<b>0</b> Not protected against water
<b>1</b> Protected against solid objects greater than 50mm	<b>1</b> Protected against vertically falling water droplets
<b>2</b> Protected against solid objects greater than 12.5mm	<b>2</b> Protected against vertically falling water droplets with enclosure tilted up to 15°
<b>3</b> Protected against solid objects greater than 2.5mm	<b>3</b> Protected against sprays of water up to 60°
<b>4</b> Protected against solid objects greater than 1mm	<b>4</b> Protected against water splashes from all directions
<b>5</b> Protected against limited amounts dust	<b>5</b> Protected against jets of water
<b>6</b> Dust tight	<b>6</b> Protected against heavy seas and jets of water
	<b>7</b> Protected against immersion in 1m of water for up to 30 min.

## TROUBLESHOOTING

---

Q: Why are the lights connected to the driver blinking roughly once a second?

A: The driver may be overloaded. Check to make sure the maximum wattage is not being exceeded. There could also be a possibility of incompatible voltage. Confirm that the driver and tape light voltage match.

Q: How do I determine the compatibility?

A: Check the voltage, wattage, load capacity of both the tape light and driver.

Q: Is it possible to have multiple runs of tape light that are daisy-chained together connect to a driver with 1 lead wire?

A: Yes, but only if the total length of consecutive runs do not exceed the tape light's maximum run and also does not exceed the driver's maximum wattage.