Radialux® 4.4 Wet Location 24V RGB LED Tape Light



Wet Location Radialux offers color-changing linear lighting for indoor and outdoor spaces that require dynamic lighting effects and dramatic accenting. With an RGB color controller, Radialux tape can change colors at your choice of speeds, or display any static color in the spectrum. Radialux 4.4 provides high output lighting for larger applications, retail, and commercial spaces.

- Perfect brightness for medium applications, architectural accenting, retail, restaurants and bars
- Protected against moisture, dust and other elements
- Fits well in tight indoor and outdoor spaces

TECHNICAL INFORMATION

Color	RGB
Power Consumption per ft.	4.32 Watts/180mA
Input Voltage	24V DC
Diodes per foot	18
Diode Spacing	0.65 in.
Tape Height	0.2 inches
Beam Angle	120°
Field Cuttable (UL 2108)	Every 4 in.
Max Run Length	16.4 feet

Dimmable	Yes (with color controller)
Diode Type	5050 SMD
Mounting	Mounting clips (Included)
Operating Temp.	-13° F to 140° F
Ambient Temp.	-40° F to 186° F
Spool Length*	16.4 ft.
Environment	Indoor/Outdoor, Dry/Wet, IP68
Certifications	UL Listed, UL 2108, CE, RoHS
Warranty	4 Year Limited

*Each spool comes with 36 in. 20 AWG tinned lead wires at each end.

PRODUCT INFORMATION

Item #	Length	Voltage	MCD / ft. (max.)
AL-02-02-2461	16.4 ft.	24V DC	61,040 max.

VOLTAGE DROP GUIDANCE CHART

24V Voltage Drop & Wire Length Distance Chart (3% Drop or 23.28V)*

10W (0.42A)	20W (0.83A)	30W (1.3A)	40W (1.7A)	50W (2.1A)	60W (2.5A)	70W (2.9A)	80W (3.3A)	90W (3.75A)	100W (4.2A)	Wire Gauge
85 ft.	43 ft.	27 ft.	21 ft.	17 ft.	14 ft.	12 ft.	11 ft.	9 ft.	8 ft.	**20 AWG**
134 ft.	68 ft.	45 ft.	33 ft.	27 ft.	22 ft.	19 ft.	17 ft.	15 ft.	14 ft.	**18 AWG**
215 ft.	109 ft.	72 ft.	54 ft.	43 ft.	36 ft.	31 ft.	27 ft.	24 ft.	22 ft.	**16 AWG**
345 ft.	174 ft.	115 ft.	86 ft.	69 ft.	57 ft.	49 ft.	43 ft.	39 ft.	36 ft.	**14 AWG**
539 ft.	272 ft.	181 ft.	135 ft.	108 ft.	90 ft.	77 ft.	68 ft.	61 ft.	56 ft.	**12 AWG**
784 ft.	397 ft.	263 ft.	197 ft.	158 ft.	131 ft.	112 ft.	98 ft.	97 ft.	82 ft.	**10 AWG**

Note: These tables provide general guidelines for determining Wire Gauge based on total load and distance from LED driver to beginning of luminaire.

ACCESSORIES (INCLUDED)

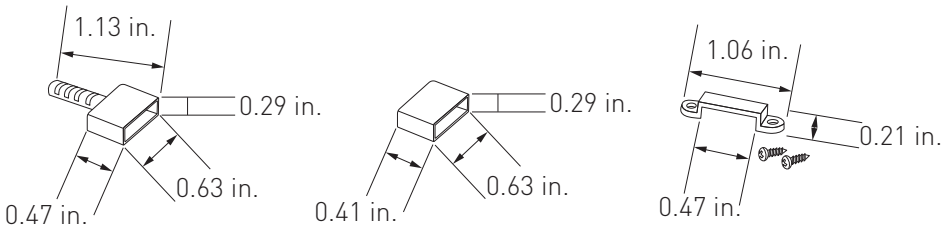

All spools include 5 splice sleeves, 10 waterproof end caps, and 10 mounting clips with 20 screws.

ACCESSORIES (SOLD SEPARATELY)

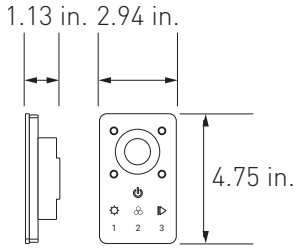

DMX Touch Wall Controller

AL-60-03-0003
Use with the Wireless Receiver AL-60-03-0004-V2 (sold separately)

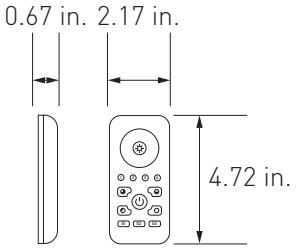

Wireless Remote Controller

AL-60-03-0002
Use with the Wireless Receiver AL-60-03-0004-V2 (sold separately)

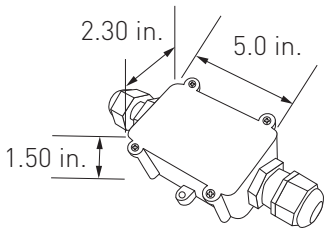

Waterproof Junction Box - 2 Ports / 5 Terminals

AL-98-05-99003-2

*See our website for the full range of RGB/RGB-W controllers and accessories.

Non-Dimmable Drivers

Item #	Voltage	Wattage	Dimensions
AL-98-04-24036	24V DC	36W	5.83 x 1.58 x 1.18 in.
AL-98-04-24060	24V DC	60W	6.4 x 1.67 x 1.26 in.
AL-98-04-24100	24V DC	100W	7.5 x 2 x 1.46 in.
AL-98-04-24151	24V DC	151W	7.52 x 2.5 x 1.48 in.
AL-98-04-24200	24V DC	200W	8.47 x 5.43 x 1.18 in.

COMPATIBLE CHANNELS (Diagrams below not to scale)

Reduced Hotspot Pairings (Hotspot Rating from 0-5)

Surfa 2X: Corner-Mount

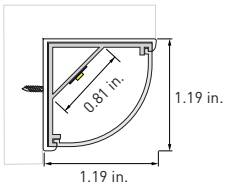

Hotspot Rating: 0
- ☐ Solder
- ☒ Connector
- ☐ Amp Champ

Surfa 6 Surround: Surface-Mount

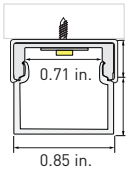

Hotspot Rating: 1
- ☐ Solder
- ☒ Connector
- ☐ Amp Champ

Surfa 7: Surface-Mount

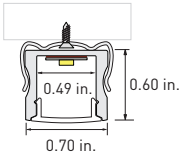

Hotspot Rating: 1
- ☐ Solder
- ☒ Connector
- ☐ Amp Champ

Suspan 1: Suspended

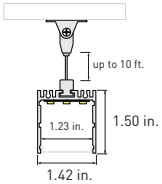

Hotspot Rating: 0
- ☐ Solder
- ☒ Connector
- ☐ Amp Champ

Ankr 2: In-Wall

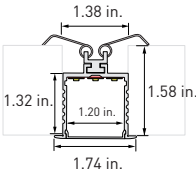

Hotspot Rating: 0
- ☐ Solder
- ☒ Connector
- ☐ Amp Champ

Ankr 3: In-Wall

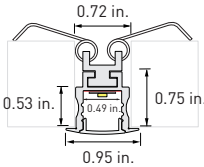

Hotspot Rating: 1
- ☐ Solder
- ☒ Connector
- ☐ Amp Champ

Duro 1: In-Ground

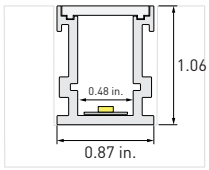

Hotspot Rating: 0
- ☐ Solder
- ☒ Connector
- ☐ Amp Champ

Duro 2: In-Ground

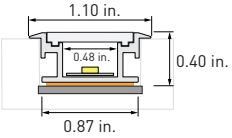

Hotspot Rating: 1
- ☐ Solder
- ☒ Connector
- ☐ Amp Champ

COMPATIBLE CHANNELS (Diagrams below not to scale)

Other Compatible Pairings (Hotspot Rating from 0-5)

Surfa 2: Corner-Mount

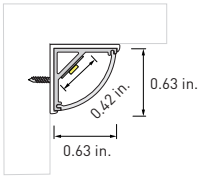

Hotspot Rating: 2
- ☐ Solder
- ☒ Connector
- ☐ Amp Champ

Surfa 6: Surface-Mount

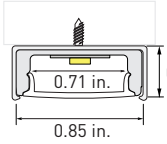

Hotspot Rating: 5
- ☐ Solder
- ☒ Connector
- ☐ Amp Champ

Ankr 1: In-Wall

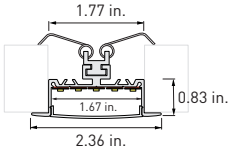

Hotspot Rating: 2
- ☐ Solder
- ☒ Connector
- ☐ Amp Champ

Ankr 4: Mud-In

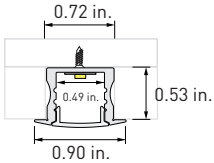

Hotspot Rating: 2
- ☐ Solder
- ☒ Connector
- ☐ Amp Champ

Naro 4: Recessed

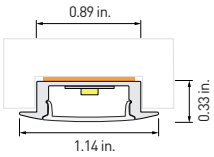

Hotspot Rating: 5
- ☐ Solder
- ☒ Connector
- ☐ Amp Champ

MOUNTING & INSTALLATION ACCESSORIES

3M 9731 Silicone Rated Adhesive Tape

AL-01-01-9992 (50 ft.)
AI-01-01-9993 (100 ft.)

RECOMMENDED POWER SUPPLIES (SOLD SEPARATELY)

Non-Dimmable Power Supplies

Reliable, efficient low voltage power to RGB and RGB-W color controllers and for use with white tape light on an on/off switch

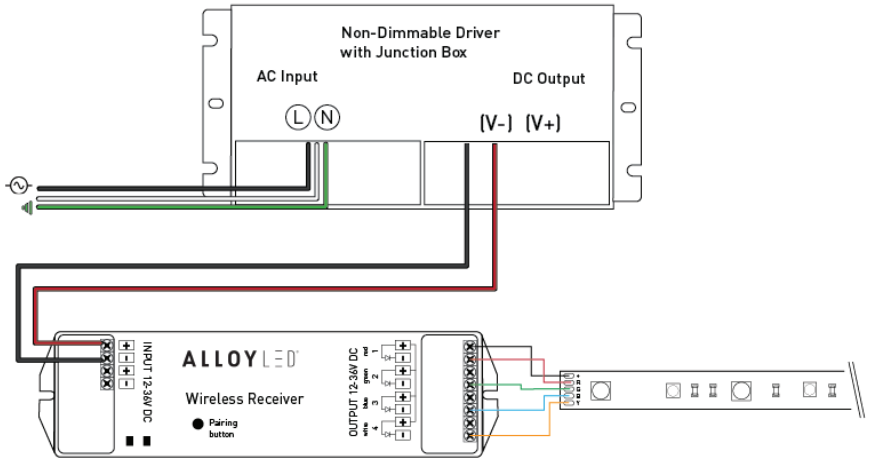

Wiring diagram is for reference ONLY. Please refer to dimmer wiring specifications sheet for accurate directions.

120V | IP40 | 100% Max. Load | 0% Min. Load | CLASS 2 | PRODUCT 5 YEARS WARRANTY | RoHS | c UL us

Item #	Output Voltage	Wattage	Wet Location	Min. Load	Dimensions (Junction box) (L x W x H)	Class 2
AL-98-04-12006	12V DC	6W	N	0%	2.32 x 1.18 x 0.95 in.	Y
AL-98-04-12036	12V DC	36W	Y (IP67)	0%	5.83 x 1.58 x 1.18 in.	Y
AL-98-04-12060	12V DC	60W	Y (IP67)	0%	6.4 x 1.67 x 1.26 in.	Y
AL-98-04-12100	12V DC	100W	Y (IP67)	0%	7.5 x 2 x 1.46 in.	N
AL-98-04-12120	12V DC	120W	Y (IP67)	0%	7.52 x 2.5 x 1.48 in.	N
AL-98-04-24036	24V DC	36W	Y (IP67)	0%	5.83 x 1.58 x 1.18 in.	Y
AL-98-04-24060	24V DC	60W	Y (IP67)	0%	6.4 x 1.67 x 1.26 in.	Y
AL-98-04-24100	24V DC	100W	Y (IP67)	0%	7.5 x 2 x 1.46 in.	N
AL-98-04-24151	24V DC	151W	Y (IP67)	0%	7.52 x 2.5 x 1.48 in.	N
AL-98-04-24200	24V DC	200W	N	0%	8.47 x 5.43 x 1.18 in.	N

Note: Alloy LED strongly recommends using Listed Class 2 power supplies for all installations.
Always install in accordance with local and national electrical code regulations.
Inspectors prefer power supply to be used with junction box.
For dimmer compatibility, refer to drivers specification sheet.