

Mudr 1 In-Wall Channel



Mudr channel models are designed for integrating LED lighting into walls and ceilings and are suitable for use with 5/8 in. drywalls. Engineered and designed to provide pure white light that shines from one edge to the other with no dark spots.

- Compatible with standard linking system
- Channel covers protect LED tape light
- Mitre cuts are available through Alloy LED customization program

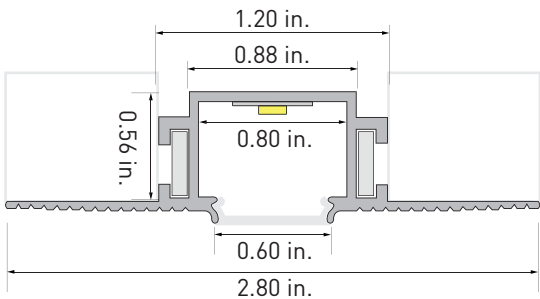


PRODUCT INFORMATION

Item Number	Description
AL-50-29-0111-AL-KIT	Mudr 1 In-Wall - 4 ft. Channel Kit: 1 Aluminum Channel and 1 Frosted Diffuser Cover
AL-50-29-0115-AL-KIT	Mudr 1 In-Wall - 7 ft. Channel Kit: 1 Aluminum Channel and 1 Frosted Diffuser Cover
AL-50-29-9992-AL	Straight Bracket for Mitre Cuts
AL-50-29-9993-AL	L Bracket for Mitred Corners With Up or Down Lens
AL-50-29-9994-AL	L Bracket for Mitred Corners With Inside or Outside Lens

This channel is compatible with selected tape light models only, see the "Channel and Tape Light Compatibility and Hotspot Guide" PDF on the Resources page on our website for information.

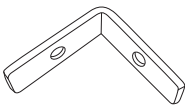
PRODUCT DIMENSIONS



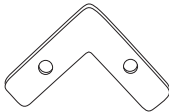
ACCESSORIES



Straight Connecting Bracket - 2-Pack
AL-50-29-9992-AL
AL-50-30-9992-AL



L Bracket for Mitred Corners - 2-Pack
AL-50-29-9993-AL
AL-50-30-9993-AL



L Bracket for Beveled Corners - 2-Pack
AL-50-29-9994-AL
AL-50-30-9994-AL


MUDR 1 AND TAPE LIGHT HOTSPOT AND COMPATIBILITY GUIDE

Tape Light	Wire Connection	AmpChomp	Hotspot
PrimaLine® 1.5	Y	Y	2
PrimaLine 1.5 XT Long-Run	Y	Y	2
PrimaLine 2.5 COB		Y	0
PrimaLine 2.7 LP	S	Y	0
PrimaLine 3	Y	Y	0
PrimaLine 3 XT Long-Run	Y	Y	0
PrimaLine 4.4 Gen 2	Y	Y	0
PrimaLine 4.4 XT Long-Run Gen 2	Y	Y	0
PrimaLine 5.5 LP	Y	Y	0
PrimaLine 6.6 Gen 2	Y	Y	0
PrimaLine 7	Y	Y	0
PrimaLine 8 Gen 2			
Varien™ 1.2 XT Long-Run Dim-to-Warm	Y	Y	0
Varien 2.7 Dim-to-Warm	Y	Y	0
Varien 5.5 Dim-to-Warm	Y	Y	0
Varien 8 Dim-to-Warm	Y	Y	0
Radialux® 2.2 RGB	Y	Y	1
Radialux 4.2 COB RGB			0
Radialux 4.4 RGB	Y	Y	1
Radialux 4.4 RGBW	Y	Y	0
Radialux 4.7 LP RGBW	N/A	N/A	0
Radialux 5.9 RGBW	Y	Y	0
Radialux 8.8 RGB			
Radialux 8.8 RGBW			
PrimaLine 1.5 Wet			1
PrimaLine 1.5 XT Wet Long-Run			1
PrimaLine 3 Wet			0
PrimaLine 3 XT Long-Run Wet			1
PrimaLine 4.4 XT Long-Run Gen 2 Wet			0
Varien 2.7 Dim-to-Warm Wet			0
Radialux 2.2 RGB Wet			1
Radialux 4.4 RGB Wet			1
Radialux 4.4 RGBW Wet			1
Radialux 5.9 RGBW Wet			1

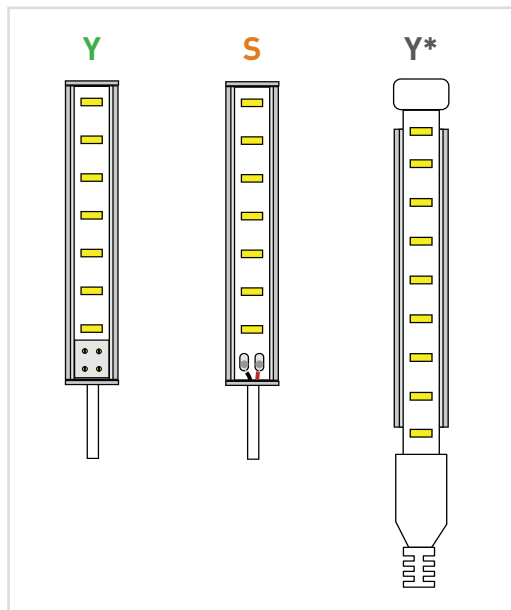
Chart Key

- Y Tape, channel, and connector fit
- Y* (Wet Tape Only) Tape light end caps do not fit
- S (Dry Tape Only) Connector does not fit in channel / leads should be soldered
- Does not fit width and /or height

Hotspot Values



Compatibility Visual Key



ALLOY LED® Specifications

RECOMMENDED TAPE LIGHT (SOLD SEPARATELY)

Medium Output

PrimaLine 3 LED Tape Light



12V DC / Maximum Run = 21 ft.					
16.4 ft. Spool	50 ft. Spool	100 ft. Spool	Color Temperature	Lumens per Foot	CRI
AL-01-02-1201	AL-01-02-1221	AL-01-02-1241	2700K	207	98
AL-01-02-1202	AL-01-02-1222	AL-01-02-1242	3000K	234	98
AL-01-02-1203	AL-01-02-1223	AL-01-02-1243	4200K	240	97
AL-01-02-1204	AL-01-02-1224	AL-01-02-1244	5000K	244	96

24V DC / Maximum Run = 33 ft.					
16.4 ft. Spool	50 ft. Spool	100 ft. Spool	Color Temperature	Lumens per Foot	CRI
AL-01-02-2400	AL-01-02-2420	AL-01-02-2440	2200K	170	95
AL-01-02-2401	AL-01-02-2421	AL-01-02-2441	2700K	207	98
AL-01-02-2402	AL-01-02-2422	AL-01-02-2442	3000K	234	98
AL-01-02-2403	AL-01-02-2423	AL-01-02-2443	4200K	240	97
AL-01-02-2404	AL-01-02-2424	AL-01-02-2444	5000K	244	96
AL-01-02-2405	AL-01-02-2425	AL-01-02-2445	2400K	178	96

High Output

PrimaLine 4.4 XT Long-Run Gen 2 LED Tape Light



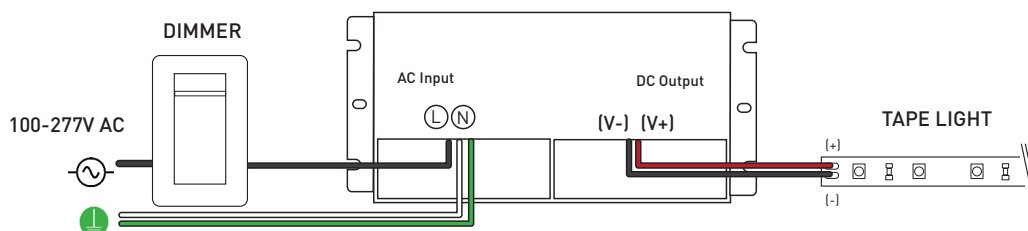
24V DC / Maximum Run = 26 ft. / Class 2 Limit = 21 ft.					
20 ft. Spool	40 ft. Spool	100 ft. Spool	Color Temperature	Lumens per Foot	CRI
AL-01-16-2401	AL-01-16-2421	AL-01-16-2441	2700K	294	97
AL-01-16-2402	AL-01-16-2422	AL-01-16-2442	3000K	347	96
AL-01-16-2403	AL-01-16-2423	AL-01-16-2443	4200K	361	97
AL-01-16-2404	AL-01-16-2424	AL-01-16-2444	5000K	379	95
AL-01-16-2408	AL-01-16-2428	AL-01-16-2448	3500K	333	98

ALLOY LED® Specifications


RECOMMENDED POWER SUPPLIES (SOLD SEPARATELY)



Alloy LED PowerFactor™ Dimmable Power Supplies with Integrated UL Listed Junction Box
Compact, highly efficient, and code-compliant power supply with versatile and smooth dimming capabilities.



Wiring diagram is for reference ONLY. Please refer to dimmer wiring specifications sheet for accurate directions.



Single Tap Models

Item Number	Output Voltage	Wattage	Wet Location	Minimum Load	Dimensions (L x W x H)	Class 2
AL-98-10-12030	12V DC	30W	Yes (NEMA 4X)	10%	6.50 x 3.72 x 1.02 in.	Yes
AL-98-10-12060	12V DC	60W	Yes (NEMA 4X)	10%	7.40 x 3.72 x 1.02 in.	Yes
AL-98-10-12120	12V DC	120W	Yes (NEMA 4X)	10%	8.66 x 3.72 x 1.57 in.	No
AL-98-10-24030	24V DC	30W	Yes (NEMA 4X)	10%	6.50 x 3.72 x 1.02 in.	Yes
AL-98-10-24060	24V DC	60W	Yes (NEMA 4X)	10%	7.40 x 3.72 x 1.02 in.	Yes
AL-98-10-24096	24V DC	96W	Yes (NEMA 4X)	10%	8.66 x 3.72 x 1.57 in.	Yes
AL-98-10-24150	24V DC	150W	Yes (NEMA 4X)	10%	10.24 x 4.13 x 1.77 in.	No
AL-98-10-24200	24V DC	200W	Yes (NEMA 4X)	10%	10.24 x 4.13 x 1.77 in.	No
AL-98-10-24300	24V DC	300W	Yes (NEMA 4X)	10%	10.94 x 4.33 x 1.77 in.	No

Class 2 Compliant Multi-Tap Models

Item Number	Output Voltage	Wattage	Wet Location	Minimum Load	Dimensions (L x W x H)	Class 2
AL-98-10-12300-MT	12V DC	300W	Yes (NEMA 4X)	10%	11.85 x 4.33 x 1.77 in.	Yes
AL-98-10-24192-MT	24V DC	192W	Yes (NEMA 4X)	10%	10.94 x 4.33 x 1.77 in.	Yes
AL-98-10-24288-MT	24V DC	288W	Yes (NEMA 4X)	10%	10.85 x 4.33 x 1.77 in.	Yes

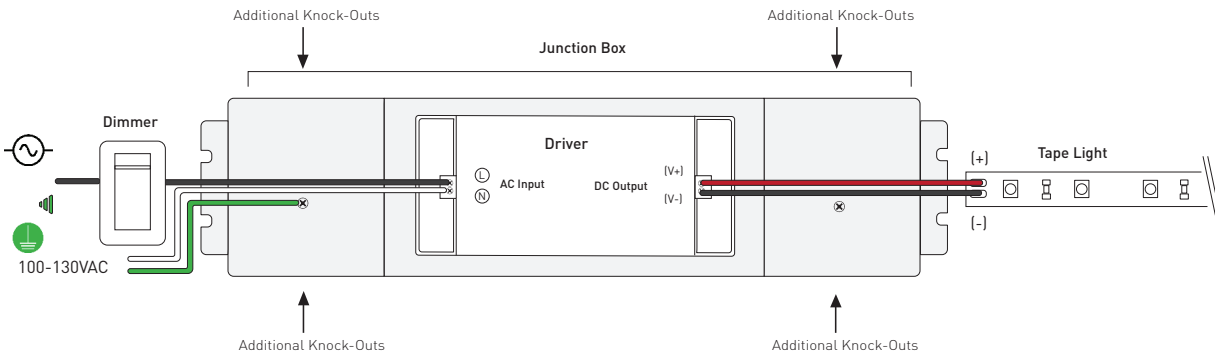
Note: PowerFactor assumes 80% load.
Inspectors prefer power supply to be used with junction box.
For dimmer compatibility, refer to drivers specification sheet.

ALLOY LED® Specifications


RECOMMENDED POWER SUPPLIES (SOLD SEPARATELY)

Alloy LED’s Silver Recommendation

Alloy LED Primavolt® No Minimum Load Dimmable Power Supplies with ETL Listed Junction Box
Code-compliant power supply with versatile and smooth dimming capabilities. Compatible with ELV, MLV, and TRIAC dimmers.



Wiring diagram is for reference ONLY. Please refer to dimmer wiring specifications sheet for accurate directions.



Item Number	Output Voltage	Wattage	Minimum Load	Dimensions (Junction box) (L x W x H)	Class 2
AL-98-03-12024-NM	12V DC	24W	0%	13.75 x 3.0 x 1.50 in.	Yes
AL-98-03-12048-NM	12V DC	48W	0%	13.75 x 3.0 x 1.50 in.	Yes
AL-98-03-12060-NM	12V DC	60W	0%	13.75 x 3.0 x 2.25 in.	Yes
AL-98-03-12080-NM	12V DC	80W	0%	15.0 x 3.0 x 2.25 in.	No
AL-98-03-12120-NM	12V DC	120W	0%	15.0 x 3.0 x 2.25 in.	No
AL-98-03-24024-NM	24V DC	24W	0%	13.75 x 3.0 x 1.50 in.	Yes
AL-98-03-24048-NM	24V DC	48W	0%	13.75 x 3.0 x 1.50 in.	Yes
AL-98-03-24060-NM	24V DC	60W	0%	13.75 x 3.0 x 2.25 in.	Yes
AL-98-03-24080-NM	24V DC	80W	0%	15.0 x 3.0 x 2.25 in.	Yes
AL-98-03-24096-NM	24V DC	96W	0%	15.0 x 3.0 x 2.25 in.	Yes
AL-98-03-24150-NM	24V DC	150W	0%	16.25 x 3.50 x 2.25 in.	No
AL-98-03-24200-NM	24V DC	200W	0%	16.25 x 3.50 x 2.25 in.	No

Note: Alloy LED strongly recommends using Listed Class 2 power supplies for all installations. Always install in accordance with local and national electrical code regulations. Inspectors prefer power supply to be used with junction box. For dimmer compatibility, refer to drivers specification sheet.

ALLOY LED® Specifications

DIMMING ACCESSORIES (SOLD SEPARATELY)

Lutron® Dimming Accessories

By participating in Lutron's OEM Advantage program, Alloy LED is able to offer a range of the highest quality low voltage power supplies and selected controls on the market.



Hi-lume Premier
0.1% EcoSystem /
3-wire LED Driver
(96W 24VDC)



Hi-lume 1% LED Driver 40W
- EcoSystem / 3-wire control
- 2-wire 120V forward
phase control



Lutron Vive PowPak RF Module
- RF module for EcoSystem LED
driver control
- Use with the Lutron EcoSystem
drivers shown to "Vive-enable"
Alloy LED products

Lutron® Hi-lume LED Drivers

Item Number	Output	Wattage	Minimum Load	Class 2
AL-98-07-12040	12V DC	40W	N/A	Yes
AL-98-07-12040-3WIRE	12V DC	40W	N/A	Yes
AL-98-07-24040	24V DC	40W	N/A	Yes
AL-98-07-24040-3WIRE	24V DC	40W	N/A	Yes
AL-98-07-24096-3WIRE	24V DC	96W	N/A	Yes

Lutron® Controls

Item Number	Description	Voltage
AL-98-07-9901	EcoSystem Control Module	N/A
AL-98-07-9901-8	EcoSystem Control Module - 8 pack	N/A
AL-98-07-9950	CL Dimmer	120V AC
AL-98-07-9950-FPLATE	CL Dimmer faceplate	N/A

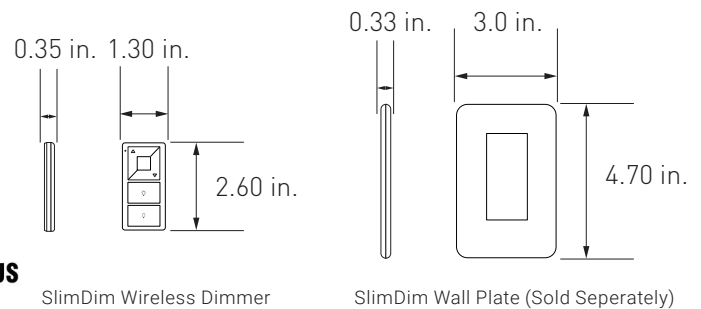
DIMMING ACCESSORIES (SOLD SEPARATELY)

Dimmers and Switches

SlimDim Wireless Dimmers

Using long-range RF technology, these LED dimmers connect wirelessly to a receiver, offering freedom to mount anywhere. Can also be used as a fob for mobile, hand-held control.

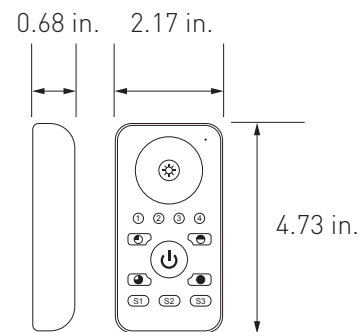
AL-70-01-0001	SlimDim Wireless Dimmer
AL-70-01-0002	Single Color Receiver (96W maximum) (Sold separately)
AL-98-07-9950-FPLATE	SlimDim Wall Plate (Sold separately)



Remote Control Dimmer Switch

Provides full dimming and on/off control, and includes a touch wheel that allows for direct visual selection of brightness. It can also operate up to four independent zones.

AL-60-03-0001	Remote Control Dimmer Switch
AL-70-01-0002	Single Channel Receiver (Sold separately)
AL-60-03-0004-V2	Wireless Receiver (RGB and RGBW) (Sold separately)

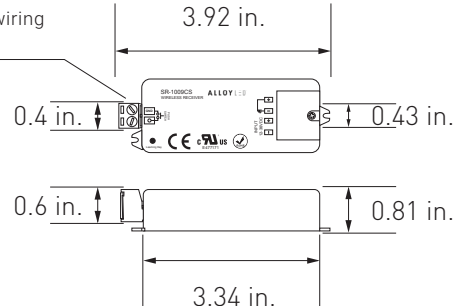


Single Channel Wireless Receiver

Pair with the Remote Control Dimmer Switch or the SlimDim Wireless Dimmer to dim PrimaLine tape lights. Use one remote to make independent lighting zones with multiple receivers with certain controllers.

AL-70-01-0002	Single Channel Wireless Receiver
---------------	----------------------------------

Terminal for hardwiring on/off switch



WIRING DIAGRAM

