

PowerFactor™ Dimmable LED Driver with Junction Box











AL-98-10-24150



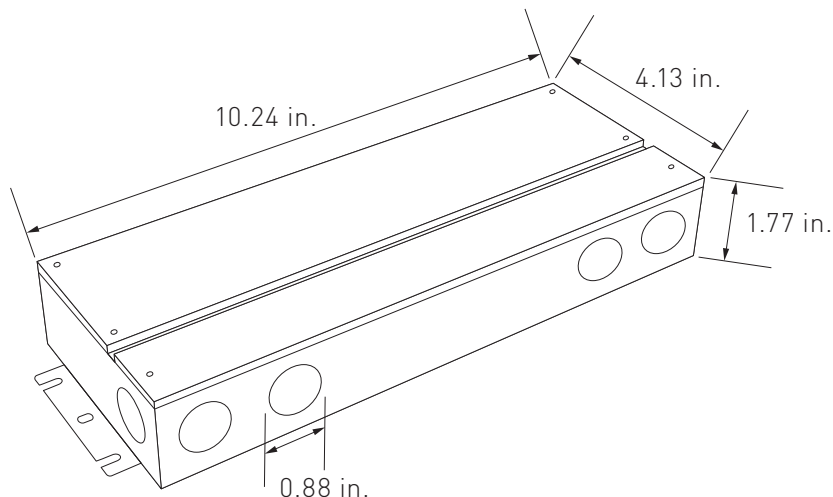
PowerFactor Dimmable Drivers provide smooth, stable, and efficient dimming capability for LED lighting. They are compatible with many models of Triac, ELV, MLV, forward and reverse phase dimmers, and on/off switches. All PowerFactor multi-tap models, and wattages up to 24V/96W, are Class 2 compliant, making them safe and inspection-ready.

- High power factor for high efficiency
- Dry/damp/wet environment
- Flicker-free 100~0% dimming

QUICK SPECIFICATIONS

Input		120~277V AC
Features	  	99% Power Factor 100% maximum load 10% minimum load
Environment	 	Dry/damp/wet environment
Certifications	  	UL Listed NEMA 4X RoHS
Warranty		6 year limited

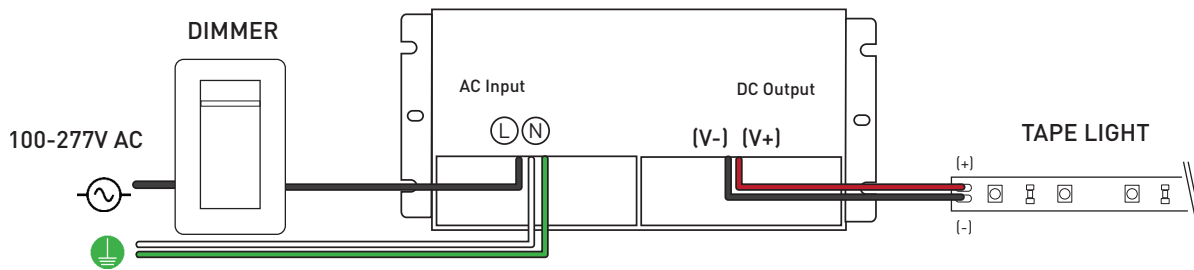
DIMENSIONS



TECHNICAL INFORMATION

Item Number		AL-98-10-24150
Output	DC Voltage	24V DC
	Voltage Regulation	±0.5V
	Rated Current	6.25A
	Rated Power	150W
	Load Regulation	± 1%
Input	Voltage Range	120~277V AC
	Frequency Range	47~63HZ
	Power Factor (Avg.)	≥0.99 (120V AC) ; ≥0.94 (277V AC)
	Full Load Efficiency (Avg.)	>85%
	AC Current (Maximum)	1.8A (110V AC)
	Inrush Current	15A, 50%, 1.4ms
	Leakage Current	<0.5mA
Protection	Short Circuit	Short circuit protection: re-powers on after fault condition is removed
	Overloading	≤120% shut down o/p voltage, re-power on to recover
Environment	Working Temperature	-40~+60°C / -40~+140°F
	Working Humidity	20~90% RH, non-condensing
	Storage Temperature, Humidity	-40~+80°C, -40~176°F / 10~95% RH
Safety and EMC	Safety Standards	UL 8750
	Withstand Voltage	I/P-O/P: 1.88KV AC
	Isolation Resistance	I/P-O/P: 100MΩ/500V DC/25°C, 77°F/70% RH
	EMC Emission	FCC 47 CFR Part 15, Subpart B
Other	Warranty	6 year limited
	Dimensions (L x W x H)	10.24 x 4.13 x 1.77 in.
	Knockouts (Number - dia.)	8 knockouts - 7/8 in.

WIRING DIAGRAMS



TROUBLESHOOTING

Q: Why are the lights connected to the driver blinking roughly once a second?

A: The driver may be overloaded. Check to make sure the maximum wattage is not being exceeded. There could also be a possibility of incompatible voltage. Confirm that the driver and tape light voltage match.

Q: How do I determine the compatibility?

A: Check the voltage, wattage, load capacity of both the tape light and driver.

Q: Is it possible to have multiple runs of tape light that are daisy-chained together connect to a driver with 1 lead wire?

A: Yes, but only if the total length of consecutive runs do not exceed the tape light's maximum run and also does not exceed the driver's maximum wattage.