

PowerFactor™ Multi-Tap Dimmable LED Driver with Junction Box












AL-98-10-24192-MT



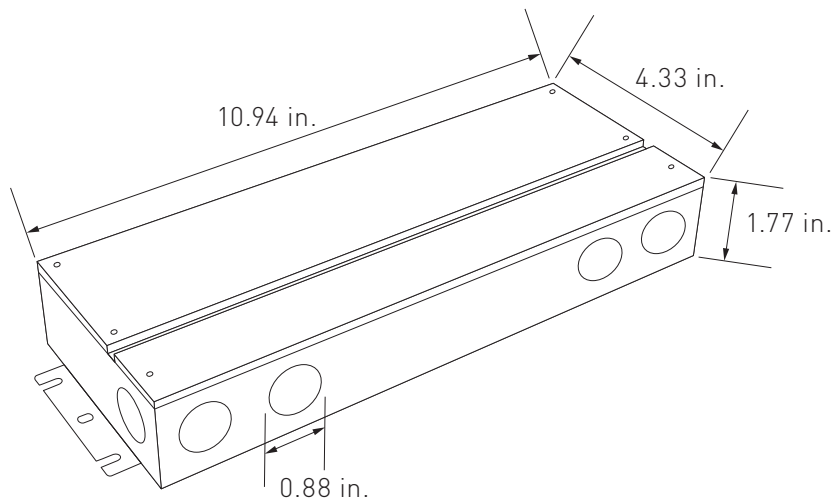
PowerFactor Dimmable Drivers provide smooth, stable, and efficient dimming capability for LED lighting. They are compatible with many models of Triac, ELV, MLV, forward and reverse phase dimmers, and on/off switches. All PowerFactor multi-tap models, and wattages up to 24V/96W, are Class 2 compliant, making them safe and inspection-ready.

- High power factor for high efficiency
- Dry/damp/wet environment
- Flicker-free 100~0% dimming

QUICK SPECIFICATIONS

Input		120~277V AC
Features	   	99% Power Factor 100% maximum load 10% minimum load Class 2
Environment	 	Dry/damp/wet environment
Certifications	  	UL Listed NEMA 4X RoHS
Warranty		6 year limited

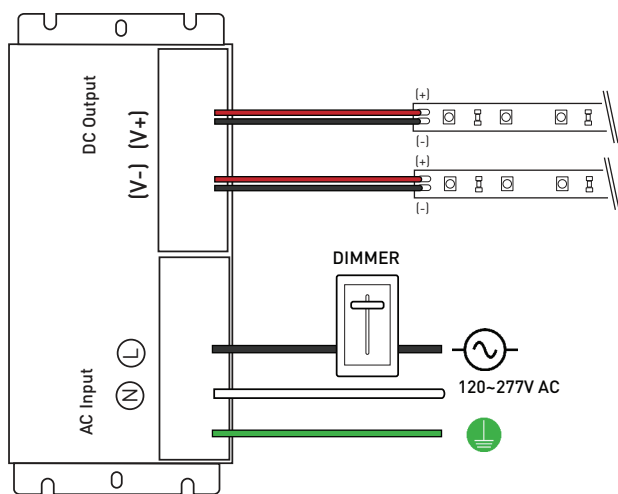
DIMENSIONS



TECHNICAL INFORMATION

Item Number		AL-98-10-24192-MT
Output	DC Voltage	24V DC
	Voltage Regulation	±0.5V
	Number of Channels	2
	Current per Channel	4A (8A total)
	Wattage per Channel	96W (192W total)
	Load Regulation	± 1%
Input	Voltage Range	120~277V AC
	Frequency Range	47~63HZ
	Power Factor (Avg.)	≥0.99 (110V AC) ; ≥0.94 (277V AC)
	Full Load Efficiency (Avg.)	87% (110V AC) ; 89% (277V AC)
	AC Current (Maximum)	2.3A (100V AC)
	Inrush Current	19A (twidth=1.3ms) @120VAC ; 38A (twidth=960us) @277VAC
	Leakage Current	<0.5mA
Protection	Short Circuit	Short circuit protection: re-powers on after fault condition is removed
	Overloading	≤120% shut down o/p voltage, re-power on to recover
Environment	Working Temperature	-40~+60°C / -40~+140°F
	Working Humidity	20~90% RH, non-condensing
	Storage Temperature, Humidity	-40~+80°C, -40~176°F / 10~95% RH
Safety and EMC	Safety Standards	UL 8750, UL 1310
	Withstand Voltage	I/P-O/P: 1.88KV AC
	Isolation Resistance	I/P-O/P: 100MΩ/500V DC/25°C, 77°F/70% RH
	EMC Emission	FCC 47 CFR Part 15, Subpart B
Other	Warranty	6 year limited
	Dimensions (L x W x H)	10.94 x 4.33 x 1.77 in.
	Knockouts (Number - dia.)	8 knockouts - 7/8 in.

WIRING DIAGRAMS



TROUBLESHOOTING

Q: Why are the lights connected to the driver blinking roughly once a second?

A: The driver may be overloaded. Check to make sure the maximum wattage is not being exceeded. There could also be a possibility of incompatible voltage. Confirm that the driver and tape light voltage match.

Q: How do I determine the compatibility?

A: Check the voltage, wattage, load capacity of both the tape light and driver.

Q: Is it possible to have multiple runs of tape light that are daisy-chained together connect to a driver with 1 lead wire?

A: Yes, but only if the total length of consecutive runs do not exceed the tape light's maximum run and also does not exceed the driver's maximum wattage.