










PrimaVolt® Dimmable Driver

AL-98-03-24100

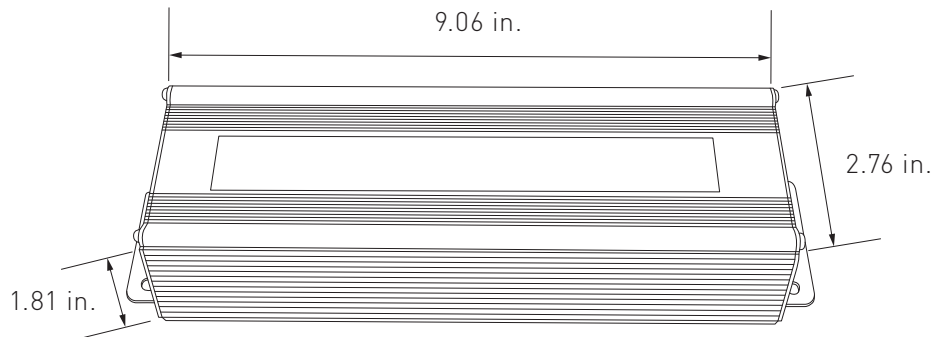


- Compatible with leading edge and trailing edge TRIAC dimmers
- Wide-range compatibility, flicker-free dimming
- Short circuit and over current protection
- Air-cooled for long life operation
- Dry/damp/wet environment (IP67)

QUICK SPECIFICATIONS

Input		120V DC
Features	 	100% maximum load 60% minimum load
Environment	  	Dry/damp/wet environment (IP67) Dust tight and protected against immersion in 1m of water for up to 30 minutes
Certifications	 	RoHS
Warranty		5 year limited

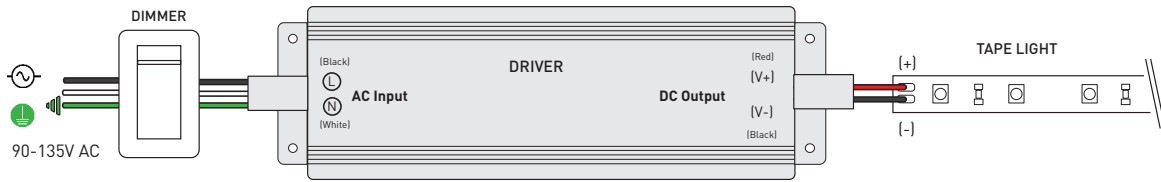
DIMENSIONS



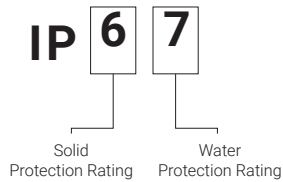
TECHNICAL INFORMATION

Item Number		AL-98-03-24100
Output	DC Voltage	24V DC
	Voltage Accuracy	±0.5V
	Rated Current	4.16A
	Rated Power	100W
	Minimum Load	0% (on/off switch) / 60% (w/dimmer)
Input	Voltage Range	120V AC
	Frequency Range	47~63HZ
	Power Factor (Avg.)	≥0.92/110V ; ≥0.93/170V ; ≥0.95/220V ; ≥0.95/265V
	Full Load Efficiency (Avg.)	>83% (24V DC)
	AC Current (Maximum)	0.61A/110V AC — 0.58A/170V AC — 0.46A/220V AC — 0.41A/265V AC
	Leakage Current	<0.25mA/110V/220V AC
Protection	Short Circuit	Short circuit protection and autorecovery
	Over Voltage	≤140V AC
Environment	Working Temperature, Humidity	-40~+60°C / -40~+140°F
	Storage Temperature, Humidity	-40~+80°C, -40~176°F / 10~95%RH
Safety and EMC	Safety Standards	EN-60950-1, EN61347-1 EN61347-2-13
	Withstand Voltage	I/P-O/P: 3.75KV AC I/P-FG: 1.88KV AC O/P-FG: 0.5K VAC
	Isolation Resistance	I/P-O/P: 100MΩ/500V DC/25°C, 77°F/70%RH
	EMC Emission	Compliance to EN55015, EN61000-3-2 (≥50% load)
	EMC Emission	Compliance to EN55015; EN61000-4-2,3, 4, 5, 6, 8, 11, EN61547, a light industry level (surge 4KV)
Other	Warranty	5 Year Limited
	Dimensions (L x W x H)	9.06 x 2.76 x 1.81 in.

All parameters NOT specially mentioned are measured at 110V, 230V AC input, rated load, and 25°C of ambient temperature. Ripple and noise are measured at 20MHz of bandwidth by using a 12" twisted pair-wire terminated with a 0.1uf and 47uf parallel capacitor.



IP (INGRESS PROTECTION) RATING GUIDE



Solid Ingress Rating

- 0** Not protected against solid objects
- 1** Protected against solid objects greater than 50mm
- 2** Protected against solid objects greater than 12.5mm
- 3** Protected against solid objects greater than 2.5mm
- 4** Protected against solid objects greater than 1mm
- 5** Protected against limited amounts dust

6 Dust tight

Water Ingress Rating

- 0** Not protected against water
- 1** Protected against vertically falling water droplets
- 2** Protected against vertically falling water droplets with enclosure tilted up to 15°
- 3** Protected against sprays of water up to 60°
- 4** Protected against water splashes from all directions
- 5** Protected against jets of water

6 Protected against heavy seas and jets of water

7 Protected against immersion in 1m of water for up to 30 min.

TROUBLESHOOTING

Q: Why are the lights connected to the driver blinking roughly once a second?

A: The driver may be overloaded. Check to make sure the maximum wattage is not being exceeded. There could also be a possibility of incompatible voltage. Confirm that the driver and tape light voltage match.

Q: How do I determine the compatibility?

A: Check the voltage, wattage, load capacity of both the tape light and driver.

Q: Is it possible to have multiple runs of tape light that are daisy-chained together connect to a driver with 1 lead wire?

A: Yes, but only if the total length of consecutive runs do not exceed the tape light's maximum run and also does not exceed the driver's maximum wattage.