








PrimaVolt® Dimmable Driver

AL-98-03-12020, AL-98-03-24020




- Compatible with leading edge and trailing edge TRIAC dimmers
- Wide-range compatibility, flicker-free dimming
- Short circuit and over current protection
- Air-cooled for long life operation
- Dry environment (IP40)

QUICK SPECIFICATIONS

Input		120V DC
Features	  	100% maximum load 60% minimum load Class 2
Environment	 	Dry environment (IP40) Protected against solid objects greater than 1mm
Certifications	 	RoHS
Warranty		5 year limited

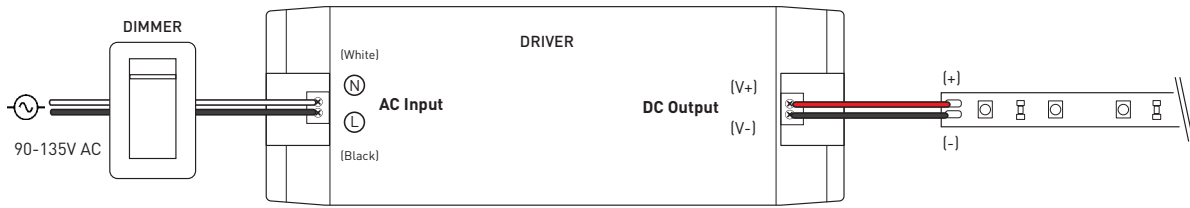
DIMENSIONS



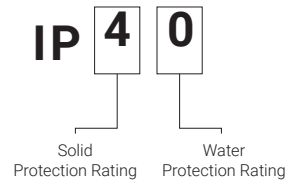
TECHNICAL INFORMATION

Item Number		AL-98-03-12020	AL-98-03-24020
Output	DC Voltage	12V DC	24V DC
	Voltage Accuracy	±5%	±5%
	Rated Current	1A	0.83A
	Rated Power	12W	20W
	Minimum Load	0% (on/off switch) / 60% (w/dimmer)	
Input	Voltage Range	120V AC	
	Frequency Range	47~63HZ	
	Power Factor (Avg.)	PF≥0.92/110V ; PF≥0.94/220V ; PF≥0.95/250V	
	Full Load Efficiency (Avg.)	>86% (12V DC)	>85% (24V DC)
	AC Current (Maximum)	0.14A/110V AC – 0.12A/220V AC – 0.1A/265V AC	
	Leakage Current	<0.27mA/110V AC, <0.25mA/220V AC	
Protection	Short Circuit	Short circuit protection and autorecovery	
	Over Current	≤140V AC	
Environment	Working Temperature, Humidity	-40~+60°C / -40~+140°F / 20~90%RH, non-condensing	
	Storage Temperature, Humidity	-40~+80°C, -40~176°F / 10~95%RH	
Safety and EMC	Safety Standards	EN-60950-1, EN-61347-1/-2/-13	
	Withstand Voltage	I/P-O/P: 3.75KV AC	
	Isolation Resistance	I/P-O/P: 100MΩ/500V DC/25°C, 77°F/70%RH	
	EMC Emission	Compliance to EN55015, EN61000-3-2 (≥50% load)	
	EMC Emission	Compliance to EN61000-4-2, 3, 4, 5, 6, 11, EN61547, a light industry level	
Other	Warranty	5 Year Limited	
	Dimensions (L x W x H)	5.71 x 2.17 x 0.77 in.	

All parameters NOT specially mentioned are measured at 110V, 230V AC input, rated load, and 25°C of ambient temperature. Ripple and noise are measured at 20MHz of bandwidth by using a 12" twisted pair-wire terminated with a 0.1uf and 47uf parallel capacitor.



IP (INGRESS PROTECTION) RATING GUIDE



Solid Ingress Rating

0	Not protected against solid objects
1	Protected against solid objects greater than 50mm
2	Protected against solid objects greater than 12.5mm
3	Protected against solid objects greater than 2.5mm
4	Protected against solid objects greater than 1mm
5	Protected against limited amounts dust
6	Dust tight

Water Ingress Rating

0	Not protected against water
1	Protected against vertically falling water droplets
2	Protected against vertically falling water droplets with enclosure titled up to 15°
3	Protected against sprays of water up to 60°
4	Protected against water splashes from all directions
5	Protected against jets of water
6	Protected against heavy seas and jets of water
7	Protected against immersion in 1m of water for up to 30 min.

TROUBLESHOOTING

Q: Why are the lights connected to the driver blinking roughly once a second?

A: The driver may be overloaded. Check to make sure the maximum wattage is not being exceeded. There could also be a possibility of incompatible voltage. Confirm that the driver and tape light voltage match.

Q: How do I determine the compatibility?

A: Check the voltage, wattage, load capacity of both the tape light and driver.

Q: Is it possible to have multiple runs of tape light that are daisy-chained together connect to a driver with 1 lead wire?

A: Yes, but only if the total length of consecutive runs do not exceed the tape light's maximum run and also does not exceed the driver's maximum wattage.