

PrimaVolt® No Minimum Load Dimmable Driver with Junction Box

AL-98-03-24150-NM











PrimaVolt No Minimum Load Dimmable Drivers with Junction Box provide the smoothest, most stable, and most efficient power and dimming capability in our line of power supplies.

- Compatible with leading- and trailing-edge ELV, MLV, and incandescent dimmers, and on/off switches
- Wide-range compatibility, flicker-free dimming
- Includes ETL Listed junction box
- Short circuit and over current protection
- Air-cooled for longer life
- Dry/damp environment (IP20)

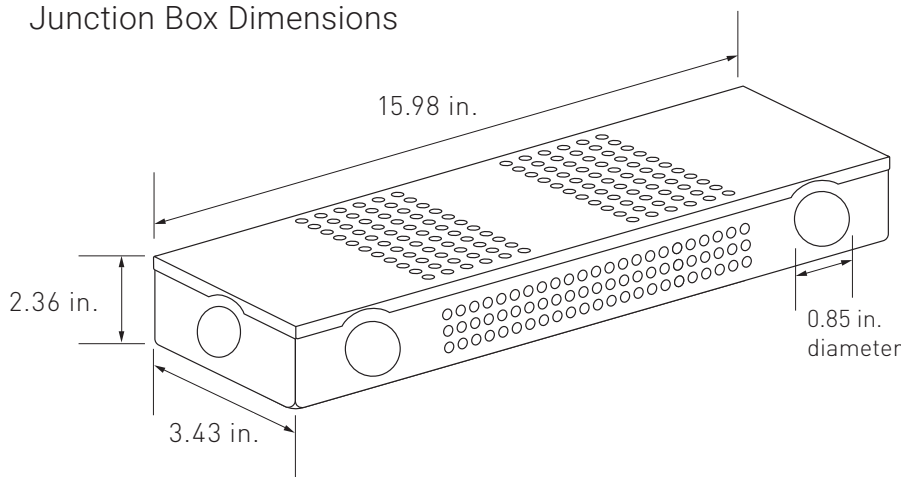
Note: For an inspection-ready solution, Alloy LED recommends using the included junction box.

QUICK SPECIFICATIONS

Input		120 volts AC
Features	 	100% maximum load 0% minimum load
Environment	 	Dry/damp environment Protection from solid objects
Certifications	 	ETL Listed junction box RoHS
Warranty		5 year limited

DIMENSIONS

Junction Box Dimensions



Dimensions of driver (LxWxH):
8.92 in. x 3 in. x 1.85 in.

TECHNICAL INFORMATION

Item Number		AL-98-03-24150-NM
Output	DC Voltage	24V DC
	Voltage Accuracy	±5%
	Rated Current	6.25A
	Rated Load	150W
	Minimum Load	0%
	Maximum Load	100%
Input	Specified Input Voltage	120V AC
	Frequency Range	47~63HZ
	Power Factor (Avg.)	≥0.71/110V ; ≥0.73/220V
	Full Load Efficiency (Avg.)	>86%
	AC Current (Avg.)	1.32A
	Leakage Current	<0.6mA/110V/ <0.7mA/220V AC
Protection	Short Circuit	Short circuit protection and autorecovery
	Over Current	≤120%
Environment	Working Temperature / Humidity	-40~+60°C / -40~+140°F / 20~90%RH, non-condensing
	Storage Temperature Humidity	-40~+80°C, -40~176°F / 10~95%RH
Safety and EMC	Safety Standards	EN61347-1 EN61347-2-13
	Withstand Voltage	I/P-O/P: 3.75KV AC
	Isolation Resistance	I/P-O/P: 100MΩ/500V DC/25°C, 77°F/70%RH
	EMC Emission	Compliance to EN55015, EN61000-3-2 (≥50% load)
Other	Warranty	5 Year Limited
	Size (Junction Box) LxWxH	15.98 x 3.43 x 2.36 in. (incl. mounting tabs)
	Size (Driver) LxWxH	8.92 x 3 x 1.85 in.

All parameters NOT specially mentioned are measured at 110V / 220V AC input, rated load, and 25°C, 77°F of ambient temperature.

Warning: Do NOT reverse polarity high voltage input of the driver as it will destroy the product.

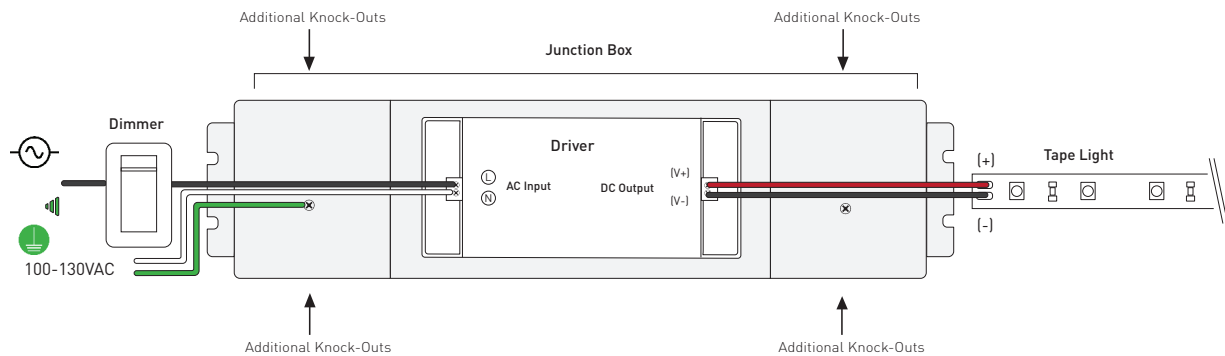
DIMMER COMPATIBILITY

Note: Our drivers are compatible with most ELV, MLV, incandescent dimmers, and on/off switches.

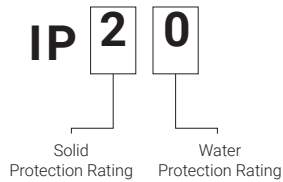
Reference examples shown below.

LUTRON®	LEVITON	INSTEON	LEGRAND
TGCL-153PR-WH	6602-IW	2334-232	ADTP700RMTUW1
TGCL-153PH-WH	6672-1LW	2442-222	
TG-600PR	6672-1LI		
TG-10PR-WH	6672-1LT		
DVCL-153PR-WH	6683-IW		
DVWCL-153PH-LA	IPL06		
DV-600PR	TBL03		
DVW-603PGH-WH	TT106-1LZ		
MACL-153MH-LA	VPI06-1LZ		
SCL-153PR-WH			
S-600PR-WH			
CTCL-153PDH-LA			
CT-600PR			
CT-603PGH-WH			
CT-103PR-WH			

Using a Standard Wall Dimmer



IP (INGRESS PROTECTION) RATING GUIDE



Solid Ingress Rating	Water Ingress Rating
0 Not protected against solid objects	0 Not protected against water
1 Protected against solid objects greater than 50mm	1 Protected against vertically falling water droplets
2 Protected against solid objects greater than 12.5mm	2 Protected against vertically falling water droplets with enclosure titled up to 15°
3 Protected against solid objects greater than 2.5mm	3 Protected against sprays of water up to 60°
4 Protected against solid objects greater than 1mm	4 Protected against water splashes from all directions
5 Protected against limited amounts dust	5 Protected against jets of water
6 Dust tight	6 Protected against heavy seas and jets of water
	7 Protected against immersion in 1m of water for up to 30 min.

TROUBLESHOOTING

Q: Why are the lights connected to the driver blinking roughly once a second?

A: The driver may be overloaded. Check to make sure the maximum wattage is not being exceeded. There could also be a possibility of incompatible voltage. Confirm that the driver and tape light voltage match.

Q: How do I determine the compatibility?

A: Check the voltage, wattage, load capacity of both the tape light and driver.

Q: Is it possible to have multiple runs of tape light that are daisy-chained together connect to a driver with 1 lead wire?

A: Yes, but only if the total length of consecutive runs do not exceed the tape light's maximum run and also does not exceed the driver's maximum wattage.