

PrimaVolt® No Minimum Load Dimmable Driver with Junction Box

AL-98-03-12024-NM, AL-98-03-24024-NM












PrimaVolt No Minimum Load Dimmable Drivers with Junction Box provide the smoothest, most stable, and most efficient power and dimming capability in our line of power supplies.

- Compatible with leading- and trailing-edge ELV, MLV, and incandescent dimmers, and on/off switches
- Wide-range compatibility, flicker-free dimming
- Includes ETL Listed junction box
- Short circuit and over current protection
- Air-cooled for longer life
- Dry/damp location (IP20)

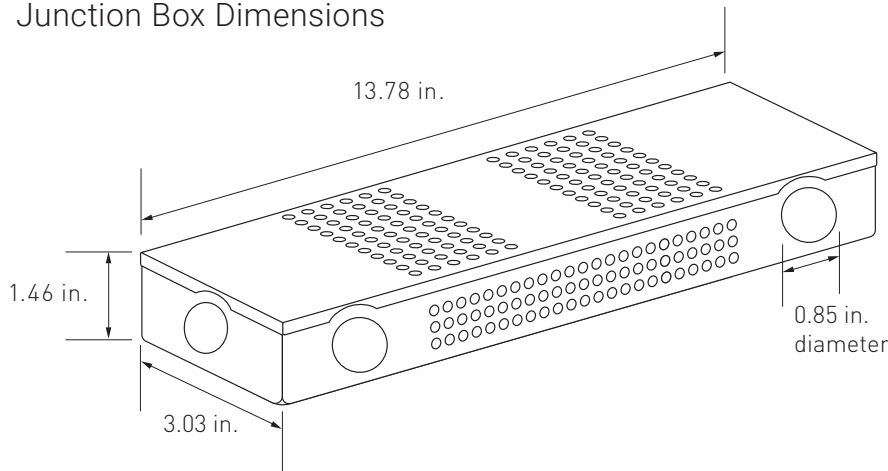
Note: For an inspection-ready solution, Alloy LED recommends using the included junction box.

QUICK SPECIFICATIONS

Input		120 volts AC
Features	  	100% maximum load 0% minimum load Class 2
Environment	 	Dry/damp environment Protection from solid objects
Certifications	 	ETL Listed junction box RoHS
Warranty		5 year limited

DIMENSIONS

Junction Box Dimensions



Dimensions of driver (LxWxH):
6.10 in. x 2.12 in. x 0.79 in.

TECHNICAL INFORMATION

Item Number		AL-98-03-12024-NM	AL-98-03-24024-NM
Output	DC Voltage	12V DC	24V DC
	Voltage Accuracy	±5%	±5%
	Rated Current	2A	1A
	Rated Load	24W	
	Minimum Load	0%	
	Maximum Load	100%	
Input	Specified Input Voltage	120V AC	
	Frequency Range	47~63HZ	
	Power Factor (Avg.)	PF≥0.75	
	Full Load Efficiency (Avg.)	>83% (12V DC)	>84% (24V DC)
	AC Current (Avg.)	0.32A/110V AC – 0.16A/220V AC	0.33A/110V AC – 0.13A/220V AC
	Leakage Current	<0.7mA/110V AC, <0.5mA/220V AC	
Protection	Short Circuit	Short circuit protection and autorecovery	
	Over Current	≤1.2 times output current	
Environment	Working Temperature / Humidity	-40~+60°C / -40~+140°F / 20~90%RH, non-condensing	
	Storage Temperature Humidity	-40~+80°C, -40~176°F / 10~95%RH	
Safety and EMC	Safety Standards	UL8750, UL1310	
	Withstand Voltage	I/P-O/P: 1.5KV AC	
	Isolation Resistance	I/P-O/P: 100MΩ/500V DC/25°C, 77°F/70%RH	
	EMC Emission	FCC Part 15 B	
Other	Warranty	5 Year Limited	
	Size (Junction Box) LxWxH	13.78 x 3.03 x 1.46 in. (incl. mounting tabs)	
	Size (Driver) LxWxH	6.1 x 2.12 x 0.79 in.	

All parameters NOT specially mentioned are measured at 110V / 220V AC input, rated load, and 25°C, 77°F of ambient temperature.

Warning: Do NOT reverse polarity high voltage input of the driver as it will destroy the product.

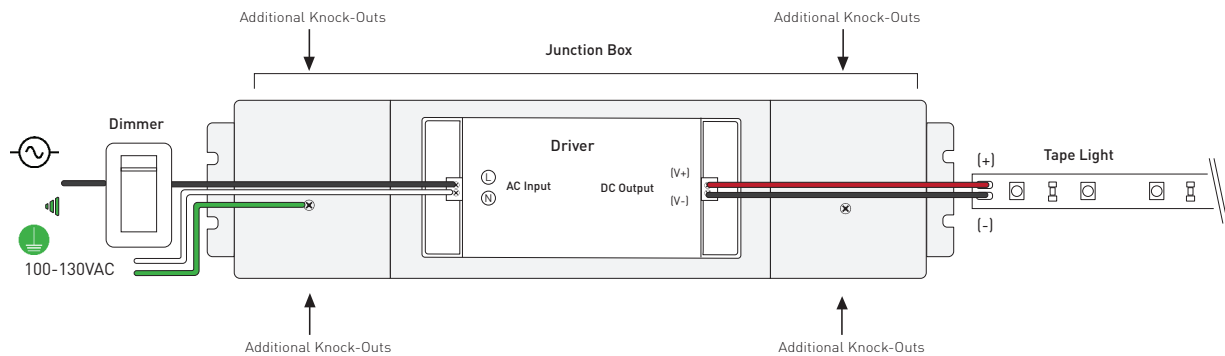
DIMMER COMPATIBILITY

Note: Our drivers are compatible with most ELV, MLV, incandescent dimmers, and on/off switches.

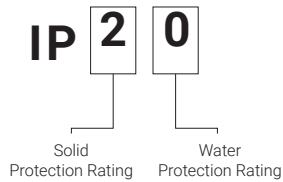
Reference examples shown below.

LUTRON®	LEVITON	INSTEON	LEGRAND
TGCL-153PR-WH	6602-IW	2334-232	ADTP700RMTUW1
TGCL-153PH-WH	6672-1LW	2442-222	
TG-600PR	6672-1LI		
TG-10PR-WH	6672-1LT		
DVCL-153PR-WH	6683-IW		
DVWCL-153PH-LA	IPL06		
DV-600PR	TBL03		
DVW-603PGH-WH	TT106-1LZ		
MACL-153MH-LA	VPI06-1LZ		
SCL-153PR-WH			
S-600PR-WH			
CTCL-153PDH-LA			
CT-600PR			
CT-603PGH-WH			
CT-103PR-WH			

Using a Standard Wall Dimmer



IP (INGRESS PROTECTION) RATING GUIDE



Solid Ingress Rating	Water Ingress Rating
0 Not protected against solid objects	0 Not protected against water
1 Protected against solid objects greater than 50mm	1 Protected against vertically falling water droplets
2 Protected against solid objects greater than 12.5mm	2 Protected against vertically falling water droplets with enclosure tilted up to 15°
3 Protected against solid objects greater than 2.5mm	3 Protected against sprays of water up to 60°
4 Protected against solid objects greater than 1mm	4 Protected against water splashes from all directions
5 Protected against limited amounts dust	5 Protected against jets of water
6 Dust tight	6 Protected against heavy seas and jets of water
	7 Protected against immersion in 1m of water for up to 30 min.

TROUBLESHOOTING

Q: Why are the lights connected to the driver blinking roughly once a second?

A: The driver may be overloaded. Check to make sure the maximum wattage is not being exceeded. There could also be a possibility of incompatible voltage. Confirm that the driver and tape light voltage match.

Q: How do I determine the compatibility?

A: Check the voltage, wattage, load capacity of both the tape light and driver.

Q: Is it possible to have multiple runs of tape light that are daisy-chained together connect to a driver with 1 lead wire?

A: Yes, but only if the total length of consecutive runs do not exceed the tape light's maximum run and also does not exceed the driver's maximum wattage.