

# PrimaVolt® No Minimum Load Dimmable Driver with Junction Box

AL-98-03-12080-NM, AL-98-03-24080-NM












PrimaVolt No Minimum Load Dimmable Drivers with Junction Box provide the smoothest, most stable, and most efficient power and dimming capability in our line of power supplies.

- Compatible with leading- and trailing-edge ELV, MLV, and incandescent dimmers, and on/off switches
- Wide-range compatibility, flicker-free dimming
- Includes ETL Listed junction box
- Short circuit and over current protection
- Air-cooled for longer life
- Dry/damp environment (IP20)

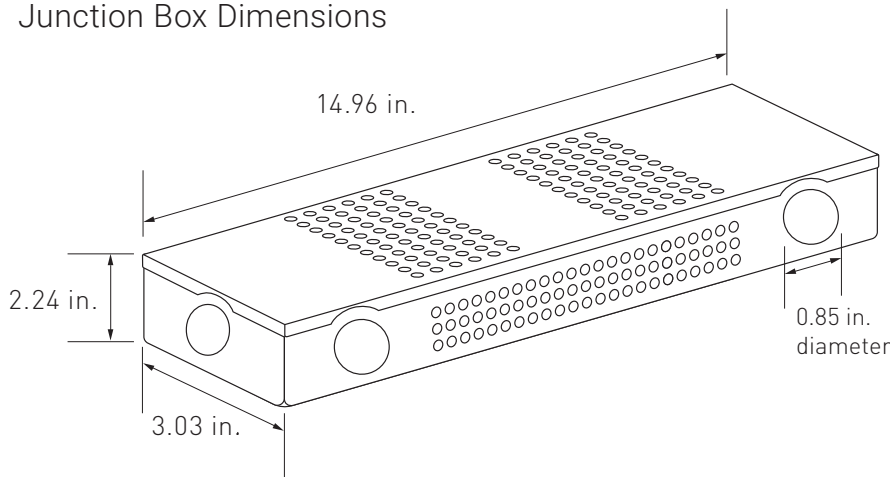
Note: For an inspection-ready solution, Alloy LED recommends using the included junction box.

## QUICK SPECIFICATIONS

Input		120 volts AC
Features	  	100% maximum load 0% minimum load Class 2 (AL-98-03-24080-NM only)
Environment	 	Dry/damp environment Protection from solid objects
Certifications	 	ETL Listed junction box RoHS
Warranty		5 year limited

## DIMENSIONS

### Junction Box Dimensions



Dimensions of driver (LxWxH):  
8.27 in. x 2.70 in. x 1.70 in.

## TECHNICAL INFORMATION

Item Number		AL-98-03-12080-NM	AL-98-03-24080-NM
Output	DC Voltage	12V DC	24V DC
	Voltage Accuracy	±5V	±5V
	Rated Current	6.66A	3.33A
	Rated Load	80W	
	Minimum Load	0%	
	Maximum Load	100%	
Input	Specified Input Voltage	120V AC	
	Frequency Range	47~63HZ	
	Power Factor (Avg.)	≥0.7/110V ; ≥0.73/220V	
	Full Load Efficiency (Avg.)	>85%	>86%
	AC Current (Avg.)	0.61A/110V AC – 0.58A/170V AC – 0.46A/220V AC – 0.41A/265V AC	
	Leakage Current	<0.25mA/110V/220V AC	
Protection	Short Circuit	Short circuit protection and autorecovery	
	Over Voltage	≤140V AC (90~135V) , ≤270V AC (170~265V)	
Environment	Working Temperature / Humidity	-40~+60°C / -40~+140°F / 20~90%RH	
	Storage Temperature Humidity	-40~+80°C, -40~176°F / 10~95%RH	
Safety and EMC	Safety Standards	EN-60950-1, EN61347-1 EN61347-2-13	
	Withstand Voltage	I/P-O/P: 3.75KV AC	
	Isolation Resistance	I/P-O/P: 100MΩ/500V DC/25°C, 77°F/70%RH	
	EMC Emission	Compliance to EN55015, EN61000-3-2 (≥50% load)	
Other	Warranty	5 Year Limited	
	Size (Junction Box) LxWxH	14.96 x 3.03 x 2.24 in. (incl. mounting tabs)	
	Size (Driver) LxWxH	8.27 x 2.7 x 1.7 in.	

All parameters NOT specially mentioned are measured at 110V / 220V AC input, rated load, and 25°C, 77°F of ambient temperature.

**Warning: Do NOT reverse polarity high voltage input of the driver as it will destroy the product.**

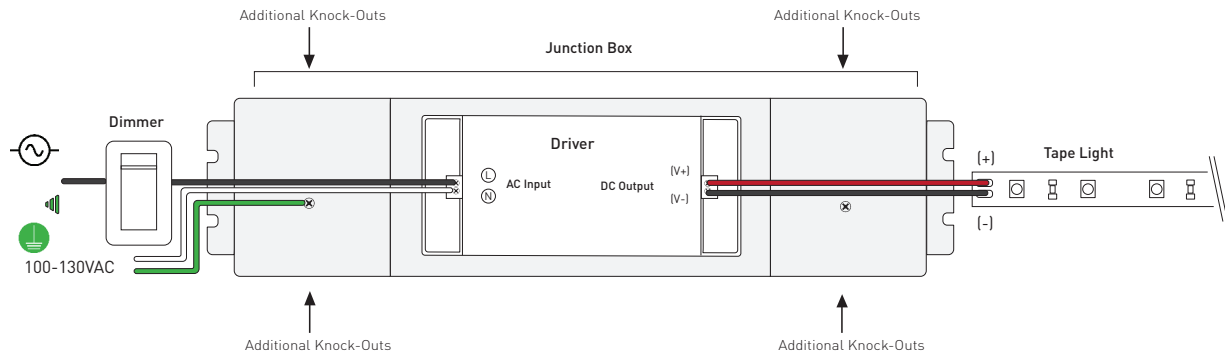
## DIMMER COMPATIBILITY

Note: Our drivers are compatible with most ELV, MLV, incandescent dimmers, and on/off switches.

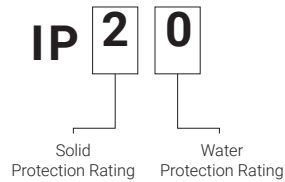
Reference examples shown below.

LUTRON®	LEVITON	INSTEON	LEGRAND
TGCL-153PR-WH	6602-IW	2334-232	ADTP700RMTUW1
TGCL-153PH-WH	6672-1LW	2442-222	
TG-600PR	6672-1LI		
TG-10PR-WH	6672-1LT		
DVCL-153PR-WH	6683-IW		
DVWCL-153PH-LA	IPL06		
DV-600PR	TBL03		
DVW-603PGH-WH	TT106-1LZ		
MACL-153MH-LA	VPI06-1LZ		
SCL-153PR-WH			
S-600PR-WH			
CTCL-153PDH-LA			
CT-600PR			
CT-603PGH-WH			
CT-103PR-WH			

### Using a Standard Wall Dimmer



### IP (INGRESS PROTECTION) RATING GUIDE



#### Solid Ingress Rating

<b>0</b>	Not protected against solid objects
<b>1</b>	Protected against solid objects greater than 50mm
<b>2</b>	Protected against solid objects greater than 12.5mm
<b>3</b>	Protected against solid objects greater than 2.5mm
<b>4</b>	Protected against solid objects greater than 1mm
<b>5</b>	Protected against limited amounts dust
<b>6</b>	Dust tight

#### Water Ingress Rating

<b>0</b>	Not protected against water
<b>1</b>	Protected against vertically falling water droplets
<b>2</b>	Protected against vertically falling water droplets with enclosure tilted up to 15°
<b>3</b>	Protected against sprays of water up to 60°
<b>4</b>	Protected against water splashes from all directions
<b>5</b>	Protected against jets of water
<b>6</b>	Protected against heavy seas and jets of water
<b>7</b>	Protected against immersion in 1m of water for up to 30 min.

## TROUBLESHOOTING

---

Q: Why are the lights connected to the driver blinking roughly once a second?

A: The driver may be overloaded. Check to make sure the maximum wattage is not being exceeded. There could also be a possibility of incompatible voltage. Confirm that the driver and tape light voltage match.

Q: How do I determine the compatibility?

A: Check the voltage, wattage, load capacity of both the tape light and driver.

Q: Is it possible to have multiple runs of tape light that are daisy-chained together connect to a driver with 1 lead wire?

A: Yes, but only if the total length of consecutive runs do not exceed the tape light's maximum run and also does not exceed the driver's maximum wattage.