

ALLOY LED® Specifications

Ankr® 4 Mud-In/In-Wall Channel



Designed for mudding in to drywall, Ankr 4 features flanges that make for a seamless installation. A countersunk hole is pre-drilled in the bottom of the channel every 4 inches for screwing into studs, making installation flexible and easy. Ankr 4 can be mounted in drywall that is 1/2 in. or thicker without altering the studs, and is recommended for 5/8 in. or thicker drywall.

- Thermally-balanced design for maximum cooling
- Channel covers protect LED tape light
- Diffuser covers provide smooth light diffusion with no hotspots
- Full range of accessories for a great-looking installation
- Complete kits available to create a finished fixture



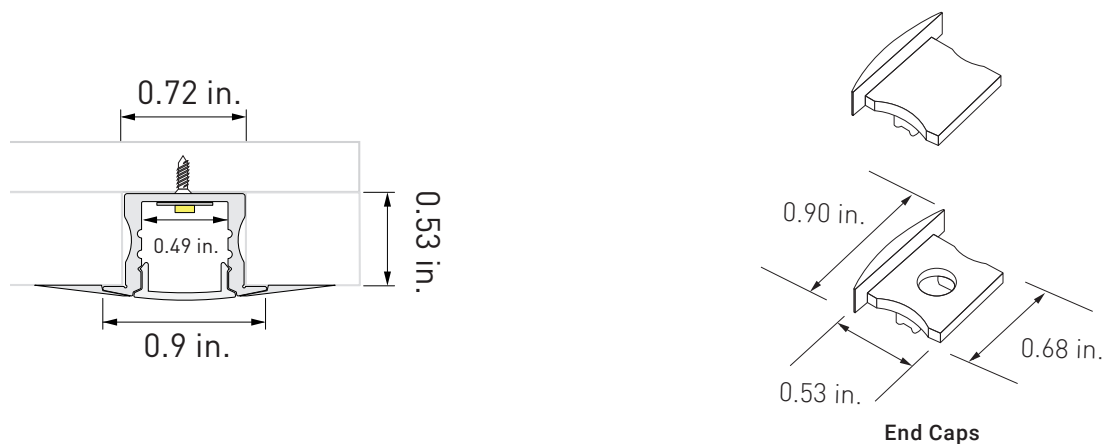
PRODUCT INFORMATION

Item Number	Description
AL-50-17-0111-KIT*	4 ft. kit: includes 1 channel, 1 frosted diffuser cover, 2 pair pack of plastic end caps
AL-50-17-0115-KIT*	7 ft. kit: includes 1 channel, 1 frosted diffuser cover, 4 pair pack of plastic end caps
AL-50-17-0011-AL	Channel - 4 ft. - aluminum finish
AL-50-17-0015-AL	Channel - 7 ft. - aluminum finish
AL-50-17-9902-FRT	Frosted diffuser cover - 4 ft.
AL-50-17-9905-FRT	Frosted diffuser cover - 7 ft.
AL-50-17-9951-WH	Plastic end caps 2 pair pack: 2 open, 2 closed
AL-50-17-9956-WH	Plastic end caps 10 pair pack: 10 open, 10 closed

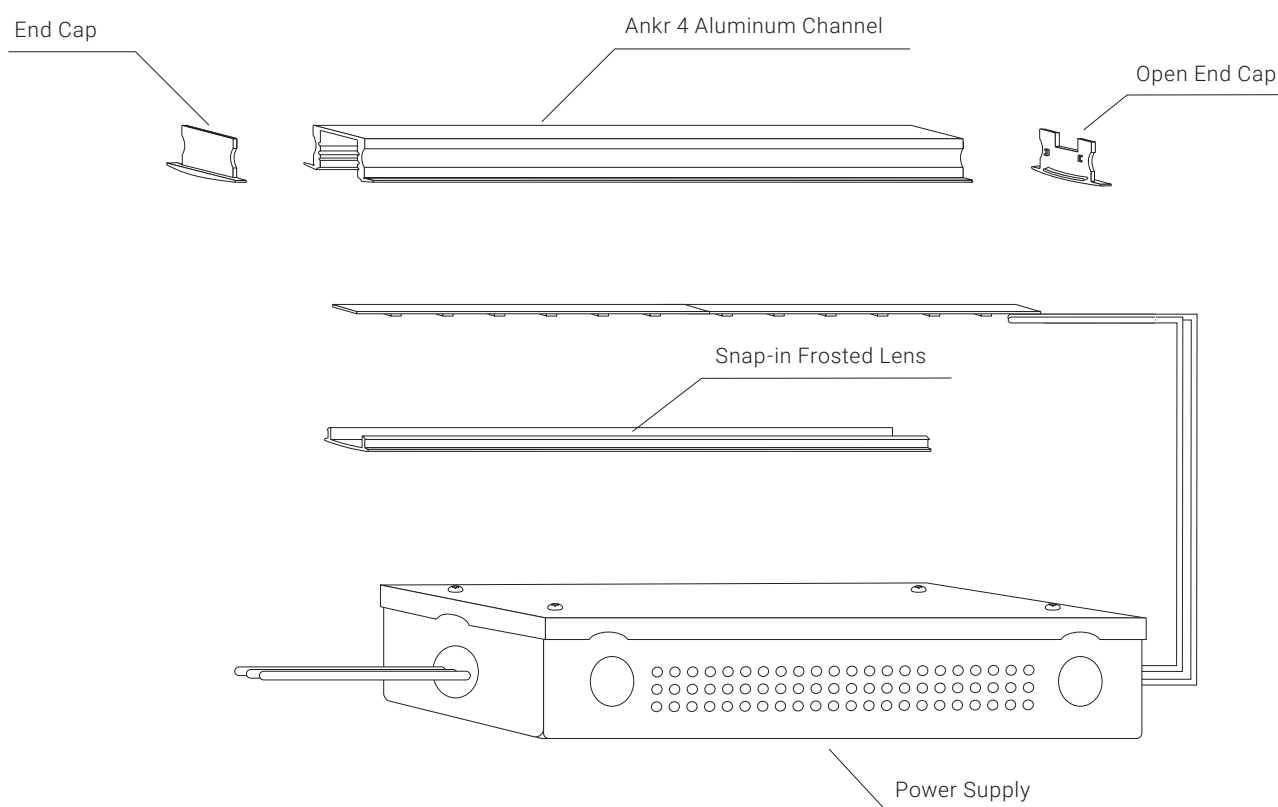
*Add -15 or -30 to the end of the Item Number for discounted bundles.

This channel is compatible with selected tape light models only, see the "Channel and Tape Light Compatibility and Hotspot Guide" PDF on the Resources page on our website for information.

DIMENSIONS



COMPLETE SOLUTION



ANKR 4 AND TAPE LIGHT HOTSPOT AND COMPATIBILITY GUIDE

Tape Light	Wire conn.	AmpChamp	Hotspot
PrimaLine® 1.5	S	Y	2
PrimaLine 1.5 XT	S		2
PrimaLine 2.5 COB		Y	0
PrimaLine 2.7 LP	S	Y	0
PrimaLine 3	S	Y	0
PrimaLine 3 XT	S		0
PrimaLine 4.4 Gen 2	S	Y	0
PrimaLine 4.4 XT Gen 2	S	Y	0
PrimaLine 5.5 LP	S	Y	0
PrimaLine 6.6 Gen 2			N/A
PrimaLine 7	S	Y	0
PrimaLine 8 Gen 2			N/A
Varien™ 5.5 Dim-to-Warm	S		0
Radialux® 2.2 RGB	S		5
Radialux 4.2 COB RGB			0
Radialux 4.4 RGB	S		2
Radialux 4.4 RGBW			N/A
Radialux 4.7 LP RGBW	S		0
Radialux 5.9 RGBW			N/A
Radialux 8.8 RGB			N/A
PrimaLine 1.5 Wet	Y		1
PrimaLine 1.5 XT Wet			N/A
PrimaLine 3 Wet	Y		0
PrimaLine 3 XT Wet			N/A
PrimaLine 4.4 XT Gen 2 Wet	Y*		0
Radialux 2.2 RGB Wet	Y*		3
Radialux 4.4 RGB Wet	Y*		1
Radialux 4.4 RGBW Wet			N/A
Radialux 5.9 RGBW Wet			N/A

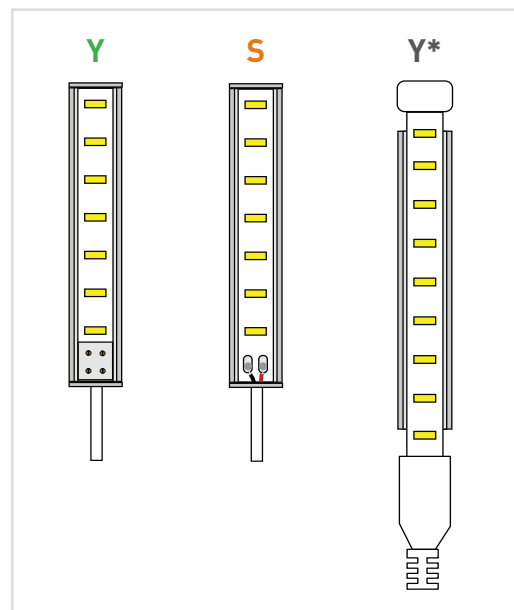
Chart Key

- Y Tape, channel, and connector fit
- Y* (Wet Tape Only) Tape light end caps do not fit
- S (Dry Tape Only) Connector does not fit in channel / leads should be soldered
- Does not fit width and /or height

Hotspot Values



Compatibility Visual Key



ALLOY LED® Specifications

RECOMMENDED TAPE LIGHT (SOLD SEPARATELY)

Low Output

PrimaLine 1.5 Wet Location LED Tape Light



12V DC		Maximum Run = 16.4'		
16.4 ft. Spool		Color Temperature*	Lumens / Foot	CRI
AL-01-01-1261		2700K	93	96.9
AL-01-01-1262		3000K	103	94.9
AL-01-01-1263		4200K	123	95
AL-01-01-1264		5000K	117	95

Medium Output

PrimaLine 3 Wet Location LED Tape Light



12V DC, 24V DC		12V DC Maximum Run = 16.4'		Class 2 Maximum Run = 32'	
16.4 ft. Spool	20 ft. Spool	Color Temperature*	Lumens / Foot	CRI	
AL-01-02-1261	AL-01-02-2461	2700K	186	97	
AL-01-02-1262	AL-01-02-2462	3000K	221	95	
AL-01-02-1263	AL-01-02-2463	4200K	247	94	
AL-01-02-1264	AL-01-02-2464	5000K	227	94	

High Output

PrimaLine 5.5 LP LED Tape Light



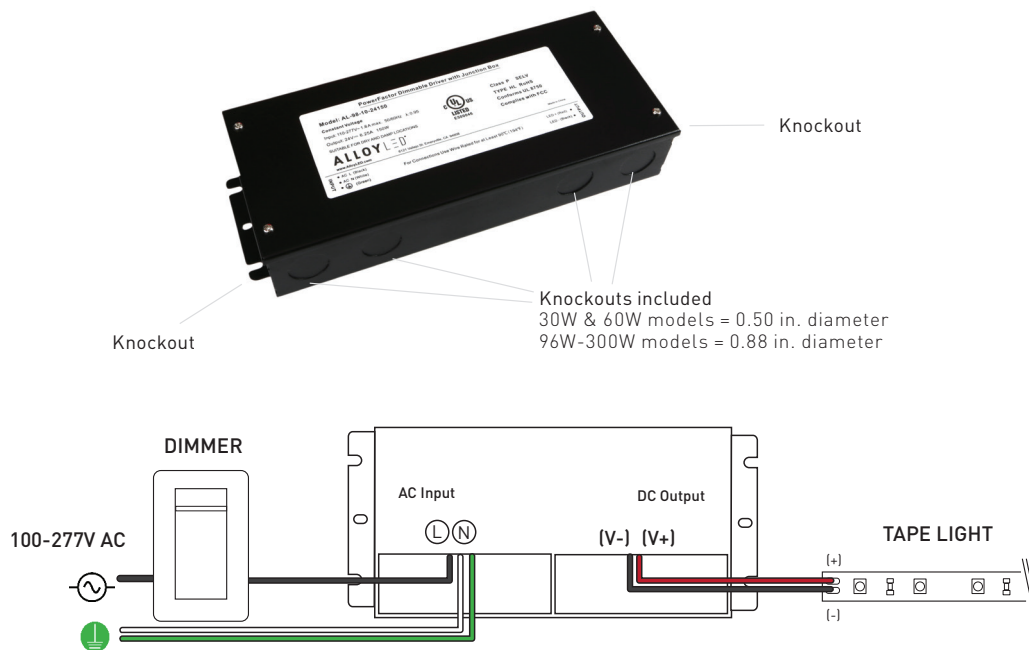
24V DC		Maximum Run = 13'			
13 ft. Spool	26 ft. Spool	Color Temperature*	Lumens / Foot	CRI	
AL-01-07-2411	AL-01-07-2431	2700K	457	98	
AL-01-07-2412	AL-01-07-2432	3000K	465	97	
AL-01-07-2413	AL-01-07-2433	4200K	477	97	
AL-01-07-2414	AL-01-07-2434	5000K	462	96	
AL-01-07-2418	AL-01-07-2438	3500K	459	98	

ALLOY LED® Specifications

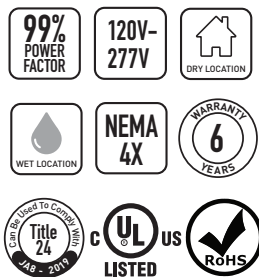
RECOMMENDED POWER SUPPLIES (SOLD SEPARATELY)



Alloy LED PowerFactor™ Dimmable Power Supplies with Integrated UL Listed Junction Box
Compact, highly efficient, and code-compliant power supply with versatile and smooth dimming capabilities.



Wiring diagram is for reference ONLY. Please refer to dimmer wiring specifications sheet for accurate directions.



Single Tap Models

Item Number	Output Voltage	Wattage	Wet Location	Minimum Load	Dimensions (L x W x H)	Class 2
AL-98-10-12030	12V DC	30W	Yes (NEMA 4X)	10%	6.50 x 3.72 x 1.02 in.	Yes
AL-98-10-12060	12V DC	60W	Yes (NEMA 4X)	10%	7.40 x 3.72 x 1.02 in.	Yes
AL-98-10-12120	12V DC	120W	Yes (NEMA 4X)	10%	8.66 x 3.72 x 1.57 in.	No
AL-98-10-24030	24V DC	30W	Yes (NEMA 4X)	10%	6.50 x 3.72 x 1.02 in.	Yes
AL-98-10-24060	24V DC	60W	Yes (NEMA 4X)	10%	7.40 x 3.72 x 1.02 in.	Yes
AL-98-10-24096	24V DC	96W	Yes (NEMA 4X)	10%	8.66 x 3.72 x 1.57 in.	Yes
AL-98-10-24150	24V DC	150W	Yes (NEMA 4X)	10%	10.24 x 4.13 x 1.77 in.	No
AL-98-10-24200	24V DC	200W	Yes (NEMA 4X)	10%	10.24 x 4.13 x 1.77 in.	No
AL-98-10-24300	24V DC	300W	Yes (NEMA 4X)	10%	10.94 x 4.33 x 1.77 in.	No

Class 2 Compliant Multi-Tap Models

Item Number	Output Voltage	Wattage	Wet Location	Minimum Load	Dimensions (L x W x H)	Class 2
AL-98-10-12300-MT	12V DC	300W	Yes (NEMA 4X)	10%	11.85 x 4.33 x 1.77 in.	Yes
AL-98-10-24192-MT	24V DC	192W	Yes (NEMA 4X)	10%	10.94 x 4.33 x 1.77 in.	Yes
AL-98-10-24288-MT	24V DC	288W	Yes (NEMA 4X)	10%	10.85 x 4.33 x 1.77 in.	Yes

Note: PowerFactor assumes 80% load.
Inspectors prefer power supply to be used with junction box.
For dimmer compatibility, refer to drivers specification sheet.

ALLOY LED® Specifications

RECOMMENDED POWER SUPPLIES (SOLD SEPARATELY)

Alloy LED's Silver Recommendation

Alloy LED Primavolt® No Minimum Load Dimmable Power Supplies with ETL Listed Junction Box

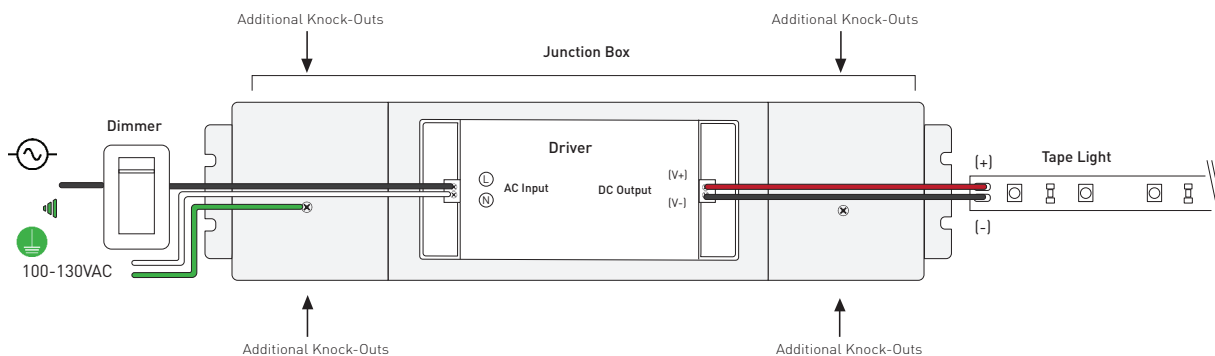
Code-compliant power supply with versatile and smooth dimming capabilities. Compatible with ELV, MLV, and TRIAC dimmers.




Dry Location Model
White model for 60W and lower



Wet Location Model
Black model for 80W and higher



Wiring diagram is for reference ONLY. Please refer to dimmer wiring specifications sheet for accurate directions.



Item Number	Output Voltage	Wattage	Minimum Load	Dimensions (Junction box) (L x W x H)	Class 2
AL-98-03-12024-NM	12V DC	24W	0%	13.75 x 3.0 x 1.50 in.	Yes
AL-98-03-12048-NM	12V DC	48W	0%	13.75 x 3.0 x 1.50 in.	Yes
AL-98-03-12060-NM	12V DC	60W	0%	13.75 x 3.0 x 2.25 in.	Yes
AL-98-03-12080-NM	12V DC	80W	0%	15.0 x 3.0 x 2.25 in.	No
AL-98-03-12120-NM	12V DC	120W	0%	15.0 x 3.0 x 2.25 in.	No
AL-98-03-24024-NM	24V DC	24W	0%	13.75 x 3.0 x 1.50 in.	Yes
AL-98-03-24048-NM	24V DC	48W	0%	13.75 x 3.0 x 1.50 in.	Yes
AL-98-03-24060-NM	24V DC	60W	0%	13.75 x 3.0 x 2.25 in.	Yes
AL-98-03-24080-NM	24V DC	80W	0%	15.0 x 3.0 x 2.25 in.	Yes
AL-98-03-24096-NM	24V DC	96W	0%	15.0 x 3.0 x 2.25 in.	Yes
AL-98-03-24150-NM	24V DC	150W	0%	16.25 x 3.50 x 2.25 in.	No
AL-98-03-24200-NM	24V DC	200W	0%	16.25 x 3.50 x 2.25 in.	No

Note: Alloy LED strongly recommends using Listed Class 2 power supplies for all installations. Always install in accordance with local and national electrical code regulations. Inspectors prefer power supply to be used with junction box. For dimmer compatibility, refer to drivers specification sheet.

ALLOY LED® Specifications

DIMMING ACCESSORIES (SOLD SEPARATELY)

Lutron® Dimming Accessories

By participating in Lutron's OEM Advantage program, Alloy LED is able to offer a range of the highest quality low voltage power supplies and selected controls on the market.



Hi-lume Premier
0.1% EcoSystem /
3-wire LED Driver
(96W 24VDC)



Hi-lume 1% LED Driver 40W
- EcoSystem / 3-wire control
- 2-wire 120V forward
phase control



Lutron Vive PowPak RF Module
- RF module for EcoSystem LED
driver control
- Use with the Lutron EcoSystem
drivers shown to "Vive-enable"
Alloy LED products

Lutron® Hi-lume LED Drivers

Item Number	Output	Wattage	Minimum Load	Class 2
AL-98-07-12040	12V DC	40W	N/A	Yes
AL-98-07-12040-3WIRE	12V DC	40W	N/A	Yes
AL-98-07-24040	24V DC	40W	N/A	Yes
AL-98-07-24040-3WIRE	24V DC	40W	N/A	Yes
AL-98-07-24096-3WIRE	24V DC	96W	N/A	Yes

Lutron® Controls

Item Number	Description	Voltage
AL-98-07-9901	EcoSystem Control Module	N/A
AL-98-07-9901-8	EcoSystem Control Module - 8 pack	N/A
AL-98-07-9950	CL Dimmer	120V AC
AL-98-07-9950-FPLATE	CL Dimmer faceplate	N/A

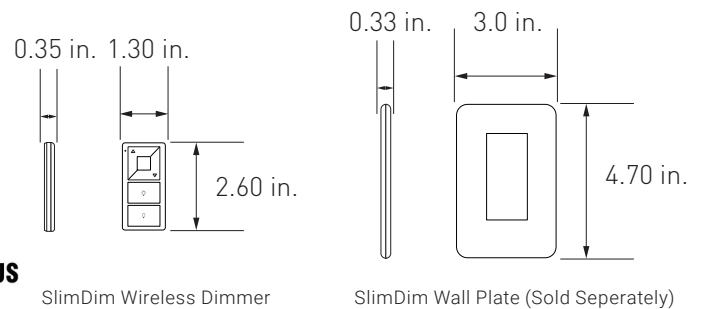
DIMMING ACCESSORIES (SOLD SEPARATELY)

Dimmers and Switches

SlimDim Wireless Dimmers

Using long-range RF technology, these LED dimmers connect wirelessly to a receiver, offering freedom to mount anywhere. Can also be used as a fob for mobile, hand-held control.

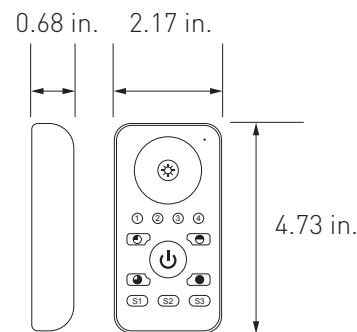
AL-70-01-0001	SlimDim Wireless Dimmer
AL-70-01-0002	Single Color Receiver (96W maximum) (Sold separately)
AL-98-07-9950-FPLATE	SlimDim Wall Plate (Sold separately)



Remote Control Dimmer Switch

Provides full dimming and on/off control, and includes a touch wheel that allows for direct visual selection of brightness. It can also operate up to four independent zones.

AL-60-03-0001	Remote Control Dimmer Switch
AL-70-01-0002	Single Channel Receiver (Sold separately)
AL-60-03-0004-V2	Wireless Receiver (RGB and RGBW) (Sold separately)

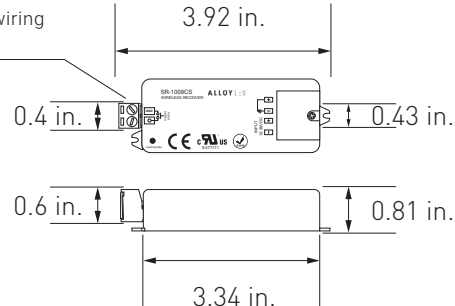


Single Channel Wireless Receiver

Pair with the Remote Control Dimmer Switch or the SlimDim Wireless Dimmer to dim PrimaLine tape lights. Use one remote to make independent lighting zones with multiple receivers with certain controllers.

AL-70-01-0002	Single Channel Wireless Receiver
---------------	----------------------------------

Terminal for hardwiring on/off switch



WIRING DIAGRAM

