

# ALLOY LED<sup>®</sup> Specifications

## 0-10V Dimmable Drivers with Junction Box









AL-98-06-24200-277



0-10V dimmable LED drivers are designed to integrate into existing 0-10V dimming systems and provide smooth, efficient power and dimming capability for LED lighting. These drivers include an inspection-ready UL Listed junction box enclosure and offer unparalleled performance for 0-10V systems. These drivers are already derated, which means they can be loaded to maximum wattage capacity.

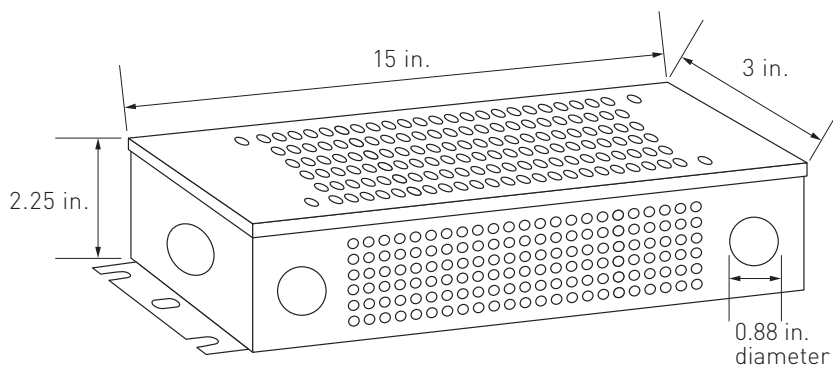
- Includes UL Listed junction box
- 100% to 1% dimming
- For use indoors in dry/damp environments
- 100~277V AC input for commercial and residential
- No minimum load
- 5 year warranty

### QUICK SPECIFICATIONS

<b>Input</b>		100-277V AC
<b>Features</b>	 	100% maximum load 0% minimum load
<b>Environment</b>	 	Dry/damp environment
<b>Certifications</b>	 	UL Listed RoHS
<b>Warranty</b>		5 year limited

### DIMENSIONS

#### Junction Box Dimensions



TECHNICAL INFORMATION

Item #	AL-98-06-24200-277	
Output	DC Voltage	24V DC
	Rated Current	8.33A
	Rated Power	200W
	Voltage Tolerance	±0.5V
	Voltage Regulation	±0.5%
	Load Regulation	±1%
	Dimming Range	100~1%
Input	Voltage Range	100~277V AC
	Frequency Range	47~63HZ
	Power Factor (Avg.)	0.98 @ 120V AC    0.95 @ 277V AC
	THD (Avg.) Full Load	<20% @ 120V AC & 277V AC
	Full Load Efficiency (Avg.)	86% @ 120V AC    88% @ 277V AC
	AC Current (Avg.)	2.3A
	Inrush Current	15A, 50%, 1.4ms @ 120V AC    30A, 50% 1.4ms @ 277V AC
	Leakage Current	<0.5mA
Protection	Short Circuit	Shut down o/p voltage, re-power on to recover after fault condition removed
	Over Temperature	100°C ± 10° C (212°F ± 50° F)- Shut down o/p voltage, automatic recovery after cooling
	Over Voltage	≤120% constant current limiting, auto-recovery
Environment	Working Temp.	-40 ~ +60°C, -40 ~ +140°F
	Working Humidity	20~95% RH, non-condensing
	Storage Temp., Humidity	-40 ~ +80°C, -40~176°F / 10~95%RH
	Temp Coefficient	±0.03%/°C (0~50°C, 32~122°F)
	Vibration	10~500Hz, 5G 12min./1 cycle, period for 60 min. each along X, Y, Z axes
Safety & EMC	Safety Standards	UL8750, CAN/CSA-C22.2 No.250.13
	Withstand Voltage	I/P-O/P: 1.88KV AC
	Isolation Resistance	I/P-O/P:>100MΩ/500V DC/25°C, 77°F/70% RH
	EMC Emission	FCC 47 CFR Part 15, Subpart B
Other	Warranty	5 Year Limited
	Dimensions (L x W x H)	15 x 3 x 2.25 in.
	Knockouts (# - dia.)	6 knockouts - 7/8 in.

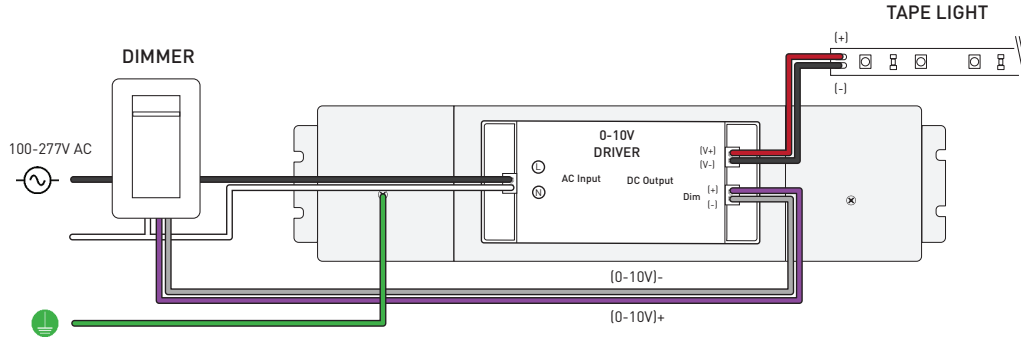
All parameters NOT specially mentioned are measured at 110V / 220V AC input, rated load, and 25°C, 77°F of ambient temperature.

**Warning: Do NOT reverse polarity high voltage input of the driver as it will destroy the product.**

## WIRING DIAGRAMS

---

### Using a Standard Wall Dimmer



Note: Dimmer switch wiring for reference use only. Please follow wiring instructions provided with the dimmer switch.

## TROUBLESHOOTING

---

Q: Why are the lights connected to the driver blinking roughly once a second?

A: The driver may be overloaded. Check to make sure the maximum wattage is not being exceeded. There could also be a possibility of incompatible voltage. Confirm that the driver and tape light voltage match.

Q: How do I determine the compatibility?

A: Check the voltage, wattage, load capacity of both the tape light and driver.

Q: Is it possible to have multiple runs of tape light that are daisy-chained together connect to a driver with 1 lead wire?

A: Yes, but only if the total length of consecutive runs do not exceed the tape light's maximum run and also does not exceed the driver's maximum wattage.