

STANDARD QUOTE

Components to be cut and assembled in-field

PLEASE FILL OUT COMPLETELY

For a prioritized quote, please fill out all required information.

Job Name: _____

Job Location / Address: _____

If incompatible products are listed below, allow Alloy to substitute products to ensure all components are compatible.

Individual Run Lengths _____
(specify exact lengths,
e.g. 12'5" or 149 in.)

Power Supply

plug-in

hard-wired

dimmable

non-dimmable

Are Class 2 power supplies required?

(No circuit greater than 60W for 12V system,
no circuit greater than 96W for 24V system.)

no yes

Kelvin Temp. (CCT) _____ 3000K (default)

Location dry wet

Tape Light
Output (per ft.)

White Light (keep in mind not all lights have wet location option)

3W /
129-247lm
(default)

1.5W /
87-121lm

2.7W /
160-224lm

4.4W /
294-379lm

Varien 5.5
315-348lm

5.5W /
457-477lm

6.6W /
631-835lm

8W /
810-1106lm

Neon 100 SB

Neon 200 TB

Color Changing (keep in mind not all lights have wet location option)

RGB
2.2W

RGB
4.4W

RGB-W
4.4W

RGB-W
4.7W

RGB-W
5.9W

RGB-W
8.8W

Channel and Cover no yes (specify style or location) _____

If yes, is a hotspot-free solution required? no yes

ADDITIONAL DETAILS YOU CAN SUPPLY WILL EXPEDITE THE QUOTING PROCESS

Dealer Name: _____

Alloy LED, LLC
6121 Vallejo St.
Emeryville, CA
94608

CALL: 800.910.LEDS (5337)
FAX: 510.338.6173
Email: solutions@alloyled.com

CUSTOM QUOTE

Alloy factory to create tailored solutions in-house

PLEASE FILL OUT COMPLETELY

For a prioritized quote, please fill out all required information.

Job Name: _____

Job Location / Address: _____

If incompatible products are listed below, allow Alloy to substitute products to ensure all components are compatible.

Fixture Group*	Qty.	Individual Run Lengths	Tape Model	CCT	Lead Length	Lead Wires or DC Plugs	Channel	Channel Cover
1	2	e.g. 12'5" or 149 in.	PrimaLine 3	3000K	3 ft.	lead wires	Surfa 6	frosted

← recommended options

*Please indicate groups of fixtures that will share a power supply. For example, mark fixtures in room or zone 1 as "1". If no indication is made, Alloy will assume all fixtures in this quote are on one power supply.

ADDITIONAL DETAILS YOU CAN SUPPLY WILL EXPEDITE THE QUOTING PROCESS

This installation should be plug-in hard-wired
 dimmable
 non- dimmable

Dealer Name: _____

ALLOY LED

Hangr™ Closet Bar Fixture Order Form

PLEASE FILL OUT COMPLETELY

For a prioritized quote, please fill out all required information.

Job Name: _____

Job Location / Address: _____

Hangr Closet Bar LED Fixture - with PrimaLine 6.6

Each fixture includes mounting rings and a 6 ft. lead wire with spliced ends for connecting to low voltage power.

SKU REFERENCE

FINISH	TAPE LIGHT	COLOR TEMP	LENGTH	
ALP Polished Aluminum	<ul style="list-style-type: none"> ● High Output ● Medium Output 	<i>Kelvin Temperature</i>	<i>Whole Inch</i>	<i>1/8 Inch</i>
WH Gloss White	<ul style="list-style-type: none"> PL6.6 PrimaLine 6.6 PL5.5 PrimaLine 5.5 PL4.4 PrimaLine 4.4 PL3.0 PrimaLine 3.0 ● Low Output PL2.7 PrimaLine 2.7 	<ul style="list-style-type: none"> ● 27 2700K ● 30 3000K ○ 42 4200K ● 50 5000K 	01-84 Wall to wall length in inches (Up to 84 inches)	125 1/8 inch 625 5/8 inch 250 1/4 inch 375 3/8 inch 500 1/2 inch 875 3/4 inch 875 7/8 inch 000 Not applicable

ADDITIONAL ACCESSORIES

ALUMINUM HANGING BRACKET

1 hanging bracket recommended every 3 ft.
Each 3-foot segment between each support can hold up to 45lbs.

Polished Aluminum Finish
Gloss White Finish

Not sure how many brackets you will need?
Example Length: 74 inch
 $74 \div 36 = 2.05$ ROUND UP!
3 brackets needed

RECOMMENDED MAX WEIGHT:
45 lbs. per segment in between supports
When in doubt, add more support!

Jeans ≈ 1 - 2 lbs
Dress Shirt ≈ 0.5 - 1 lbs
Business Suit ≈ 2.6 - 4 lbs
Winter Jacket ≈ 2.2 - 5 lbs

Example SKU	FINISH	TAPE LIGHT	COLOR TEMP	LENGTH WHOLE INCH	LENGTH EIGHTH INCH	HANGING BRACKET
AL - Closet -	ALP	PL6.6	- 24V -	42	68	625 QTY: 2
HANGR 1			- 24V -			QTY: _____
HANGR 2			- 24V -			QTY: _____
HANGR 3			- 24V -			QTY: _____
HANGR 4			- 24V -			QTY: _____
HANGR 5			- 24V -			QTY: _____
HANGR 6			- 24V -			QTY: _____

ALLOY LED

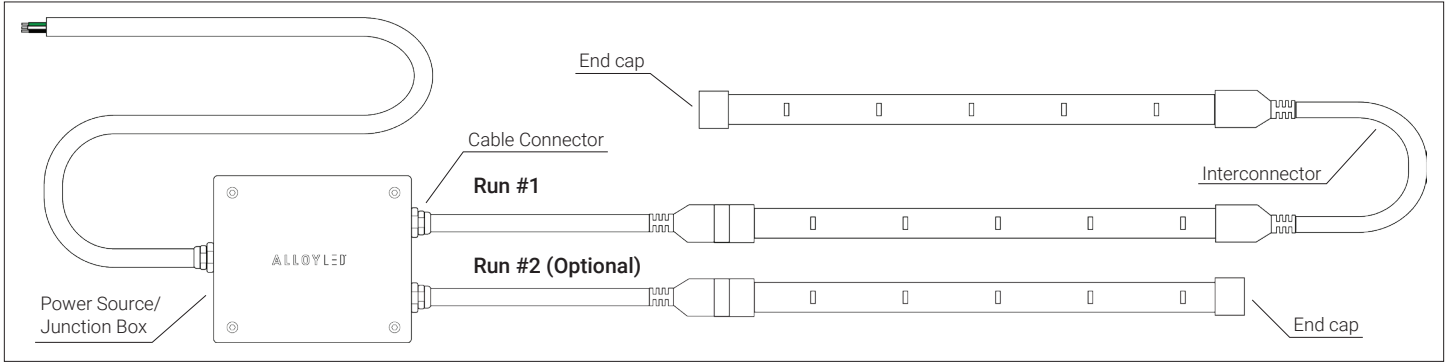
PowerLine™ 200 AC LED Tape Light Order Form

PLEASE FILL OUT COMPLETELY

For a prioritized quote, please fill out all required information.

Job Name: _____

Job Location / Address: _____



MAX 150 FT TAPE LIGHT PER POWER SOURCE

		SECTION 1	INTERCONNECTOR 1	SECTION 2	INTERCONNECTOR 2	SECTION 3	INTERCONNECTOR 3	SECTION 4
EXAMPLE	RUN #1	LENGTH: <u>20</u>	<input type="checkbox"/> 6 in. <input checked="" type="checkbox"/> 36 in.	LENGTH: <u>30</u>	<input type="checkbox"/> 6 in. <input type="checkbox"/> 36 in.	LENGTH: _____	<input type="checkbox"/> 6 in. <input type="checkbox"/> 36 in.	LENGTH: _____
	RUN #2 (OPTIONAL)	LENGTH: <u>20</u>	<input checked="" type="checkbox"/> 6 in. <input type="checkbox"/> 36 in.	LENGTH: <u>10</u>	<input checked="" type="checkbox"/> 6 in. <input type="checkbox"/> 36 in.	LENGTH: <u>10</u>	<input checked="" type="checkbox"/> 6 in. <input type="checkbox"/> 36 in.	LENGTH: <u>30</u>
POWER SOURCE 1	RUN #1	LENGTH: _____	<input type="checkbox"/> 6 in. <input type="checkbox"/> 36 in.	LENGTH: _____	<input type="checkbox"/> 6 in. <input type="checkbox"/> 36 in.	LENGTH: _____	<input type="checkbox"/> 6 in. <input type="checkbox"/> 36 in.	LENGTH: _____
	RUN #2 (OPTIONAL)	LENGTH: _____	<input type="checkbox"/> 6 in. <input type="checkbox"/> 36 in.	LENGTH: _____	<input type="checkbox"/> 6 in. <input type="checkbox"/> 36 in.	LENGTH: _____	<input type="checkbox"/> 6 in. <input type="checkbox"/> 36 in.	LENGTH: _____
POWER SOURCE 2	RUN #1	LENGTH: _____	<input type="checkbox"/> 6 in. <input type="checkbox"/> 36 in.	LENGTH: _____	<input type="checkbox"/> 6 in. <input type="checkbox"/> 36 in.	LENGTH: _____	<input type="checkbox"/> 6 in. <input type="checkbox"/> 36 in.	LENGTH: _____
	RUN #2 (OPTIONAL)	LENGTH: _____	<input type="checkbox"/> 6 in. <input type="checkbox"/> 36 in.	LENGTH: _____	<input type="checkbox"/> 6 in. <input type="checkbox"/> 36 in.	LENGTH: _____	<input type="checkbox"/> 6 in. <input type="checkbox"/> 36 in.	LENGTH: _____
POWER SOURCE 3	RUN #1	LENGTH: _____	<input type="checkbox"/> 6 in. <input type="checkbox"/> 36 in.	LENGTH: _____	<input type="checkbox"/> 6 in. <input type="checkbox"/> 36 in.	LENGTH: _____	<input type="checkbox"/> 6 in. <input type="checkbox"/> 36 in.	LENGTH: _____
	RUN #2 (OPTIONAL)	LENGTH: _____	<input type="checkbox"/> 6 in. <input type="checkbox"/> 36 in.	LENGTH: _____	<input type="checkbox"/> 6 in. <input type="checkbox"/> 36 in.	LENGTH: _____	<input type="checkbox"/> 6 in. <input type="checkbox"/> 36 in.	LENGTH: _____
POWER SOURCE 4	RUN #1	LENGTH: _____	<input type="checkbox"/> 6 in. <input type="checkbox"/> 36 in.	LENGTH: _____	<input type="checkbox"/> 6 in. <input type="checkbox"/> 36 in.	LENGTH: _____	<input type="checkbox"/> 6 in. <input type="checkbox"/> 36 in.	LENGTH: _____
	RUN #2 (OPTIONAL)	LENGTH: _____	<input type="checkbox"/> 6 in. <input type="checkbox"/> 36 in.	LENGTH: _____	<input type="checkbox"/> 6 in. <input type="checkbox"/> 36 in.	LENGTH: _____	<input type="checkbox"/> 6 in. <input type="checkbox"/> 36 in.	LENGTH: _____

CCT

Indicate Kelvin temp.

- 27 = 2700K
- 30 = 3000K
- 42 = 4200K
- R = Red
- B = Blue

Mounting Accessories

- Aluminum Mounting Track**
4 ft. with pilot holes every 1 ft.
Includes 4 screws - 0.6 in.
- Plastic Mounting Track**
- Plastic Mounting Clips/Screws**
5 pack w/ 10 screws
Recommended 1 clip every 2 feet

Additional Notes

ALLOY LED

PrimaLine[®] Neon Tape Light Order Form

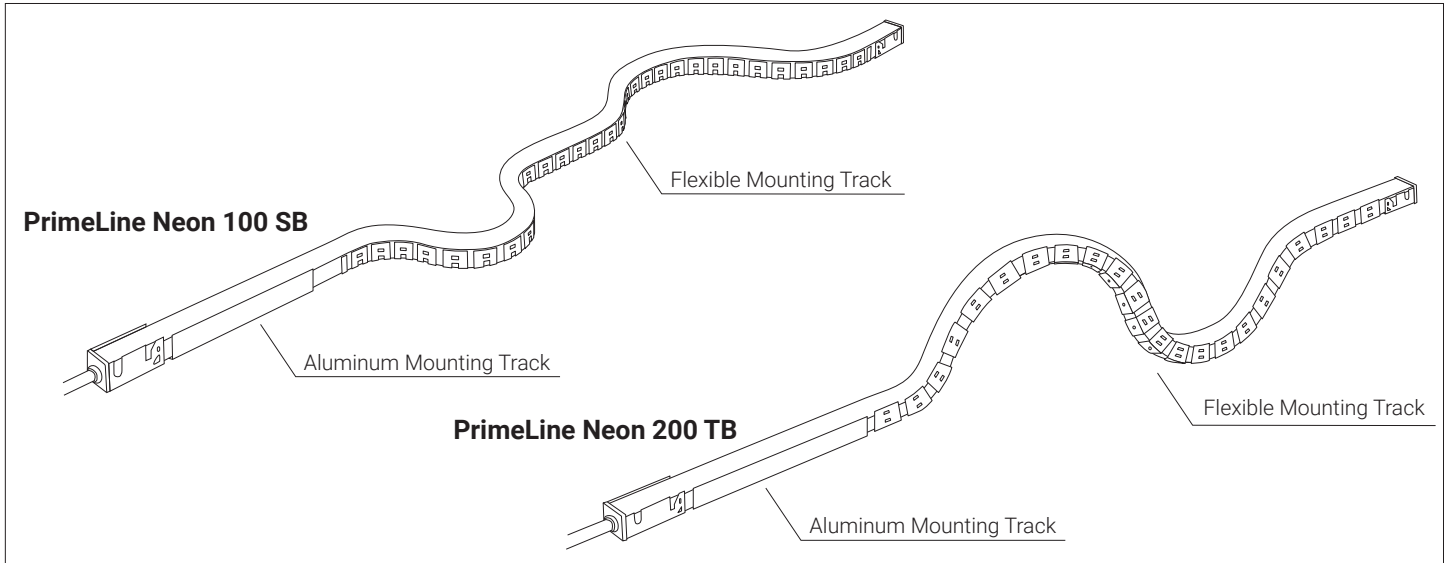
PLEASE FILL OUT COMPLETELY

For a prioritized quote, please fill out all required information.

Dealer Name: _____

Job Name: _____

Job Location / Address: _____



- Custom Quote**
Alloy will cut all lengths and attach 3 ft. leads. We will use silicone end caps to attach lead.
Note: Custom lead lengths longer than 3 ft. will incur an extra charge.
- Standard Quote**
Alloy will quote the materials required for the job. Customer will use DIY end caps to attach leads.

Power Supply

Dimmable

Non-Dimmable

(For Standard Orders)

Side-Bend/ Top-Bend	Quantity	Run Length <small>Field cuttable every 2 in. Max. run 32 ft.</small>	Kelvin Temperature	Mounting Accessory	DIY Connector Direction <small>3 ft. spliced ends</small>
<input type="checkbox"/> Side-Bend <input type="checkbox"/> Top-Bend	_____	_____ in.	<input type="checkbox"/> 2600K <input type="checkbox"/> Red <input type="checkbox"/> 3000K <input type="checkbox"/> Blue <input type="checkbox"/> 4100K	<input type="checkbox"/> Aluminum Mounting Track <input type="checkbox"/> Flexible Metal Mounting Track <input type="checkbox"/> Aluminum Mounting Clips/Screws	<input type="checkbox"/> Bottom <input type="checkbox"/> Right <input type="checkbox"/> Straight <input type="checkbox"/> Left
<input type="checkbox"/> Side-Bend <input type="checkbox"/> Top-Bend	_____	_____ in.	<input type="checkbox"/> 2600K <input type="checkbox"/> Red <input type="checkbox"/> 3000K <input type="checkbox"/> Blue <input type="checkbox"/> 4100K	<input type="checkbox"/> Aluminum Mounting Track <input type="checkbox"/> Flexible Metal Mounting Track <input type="checkbox"/> Aluminum Mounting Clips/Screws	<input type="checkbox"/> Bottom <input type="checkbox"/> Right <input type="checkbox"/> Straight <input type="checkbox"/> Left
<input type="checkbox"/> Side-Bend <input type="checkbox"/> Top-Bend	_____	_____ in.	<input type="checkbox"/> 2600K <input type="checkbox"/> Red <input type="checkbox"/> 3000K <input type="checkbox"/> Blue <input type="checkbox"/> 4100K	<input type="checkbox"/> Aluminum Mounting Track <input type="checkbox"/> Flexible Metal Mounting Track <input type="checkbox"/> Aluminum Mounting Clips/Screws	<input type="checkbox"/> Bottom <input type="checkbox"/> Right <input type="checkbox"/> Straight <input type="checkbox"/> Left
<input type="checkbox"/> Side-Bend <input type="checkbox"/> Top-Bend	_____	_____ in.	<input type="checkbox"/> 2600K <input type="checkbox"/> Red <input type="checkbox"/> 3000K <input type="checkbox"/> Blue <input type="checkbox"/> 4100K	<input type="checkbox"/> Aluminum Mounting Track <input type="checkbox"/> Flexible Metal Mounting Track <input type="checkbox"/> Aluminum Mounting Clips/Screws	<input type="checkbox"/> Bottom <input type="checkbox"/> Right <input type="checkbox"/> Straight <input type="checkbox"/> Left
<input type="checkbox"/> Side-Bend <input type="checkbox"/> Top-Bend	_____	_____ in.	<input type="checkbox"/> 2600K <input type="checkbox"/> Red <input type="checkbox"/> 3000K <input type="checkbox"/> Blue <input type="checkbox"/> 4100K	<input type="checkbox"/> Aluminum Mounting Track <input type="checkbox"/> Flexible Metal Mounting Track <input type="checkbox"/> Aluminum Mounting Clips/Screws	<input type="checkbox"/> Bottom <input type="checkbox"/> Right <input type="checkbox"/> Straight <input type="checkbox"/> Left

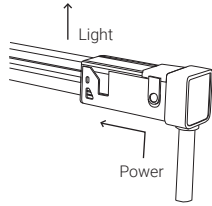
ALLOY LED

PrimaLine[®] Neon Tape Light Order Form

Accessories

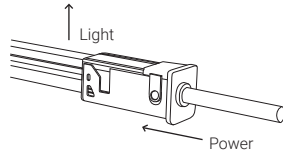
Compatible 36 in. Splice Connectors

When considering which connector to use, please refer to the diagrams below for direction of power source.



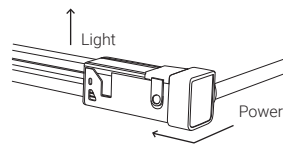
Bottom Connector

- AL-01-71-9907-BS (Side-Bend)
- AL-01-71-9907-BS-10 (10 pack)
- AL-01-72-9907-BS (Top-Bend)
- AL-01-72-9907-BS-10 (10 pack)



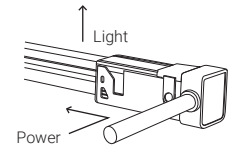
Straight Connector

- AL-01-71-9907-DS (Side-Bend)
- AL-01-71-9907-DS-10 (10 pack)
- AL-01-72-9907-DS (Top-Bend)
- AL-01-72-9907-DS-10 (10 pack)



Right Connector

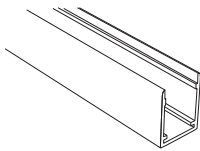
- AL-01-71-9907-RS (Side-Bend)
- AL-01-71-9907-RS-10 (10 pack)
- AL-01-72-9907-RS (Top-Bend)
- AL-01-72-9907-RS-10 (10 pack)



Left Connector

- AL-01-71-9907-LS (Side-Bend)
- AL-01-71-9907-LS-10 (10 pack)
- AL-01-72-9907-LS (Top-Bend)
- AL-01-72-9907-LS-10 (10 pack)

Mounting Accessories



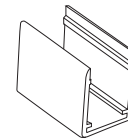
Aluminum Mounting Track 40 in.

- AL-01-71-9923-AL (Side-Bend)
- AL-01-72-9923-AL (Top-Bend)



Flexible Metal Mounting Track 20 in.

- AL-01-71-9930 (Side-Bend)
- AL-01-72-9930 (Top-Bend)

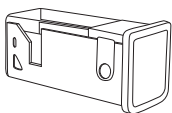


Aluminum Mounting Clips/Screws

1 mounting clip is recommended for every 1 ft. of tape light

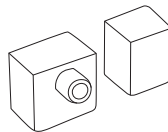
- AL-01-71-9907-RS (Side-Bend)
- AL-01-71-9907-RS-10 (10 pack)
- AL-01-72-9907-RS (Top-Bend)
- AL-01-72-9907-RS-10 (10 pack)

Other Accessories



End Cap Assembly

- AL-01-71-9907-BS (Side-Bend)
- AL-01-71-9907-BS-10 (10 pack)
- AL-01-72-9907-BS (Top-Bend)
- AL-01-72-9907-BS-10 (10 pack)



Silicone Caps

- AL-01-71-9907-DS (Side-Bend)
- AL-01-71-9907-DS-10 (10 pack)
- AL-01-72-9907-DS (Top-Bend)
- AL-01-72-9907-DS-10 (10 pack)

Additional Notes
