

ALLOY LED®

PrimaLine® Neon Tape Light Order Form

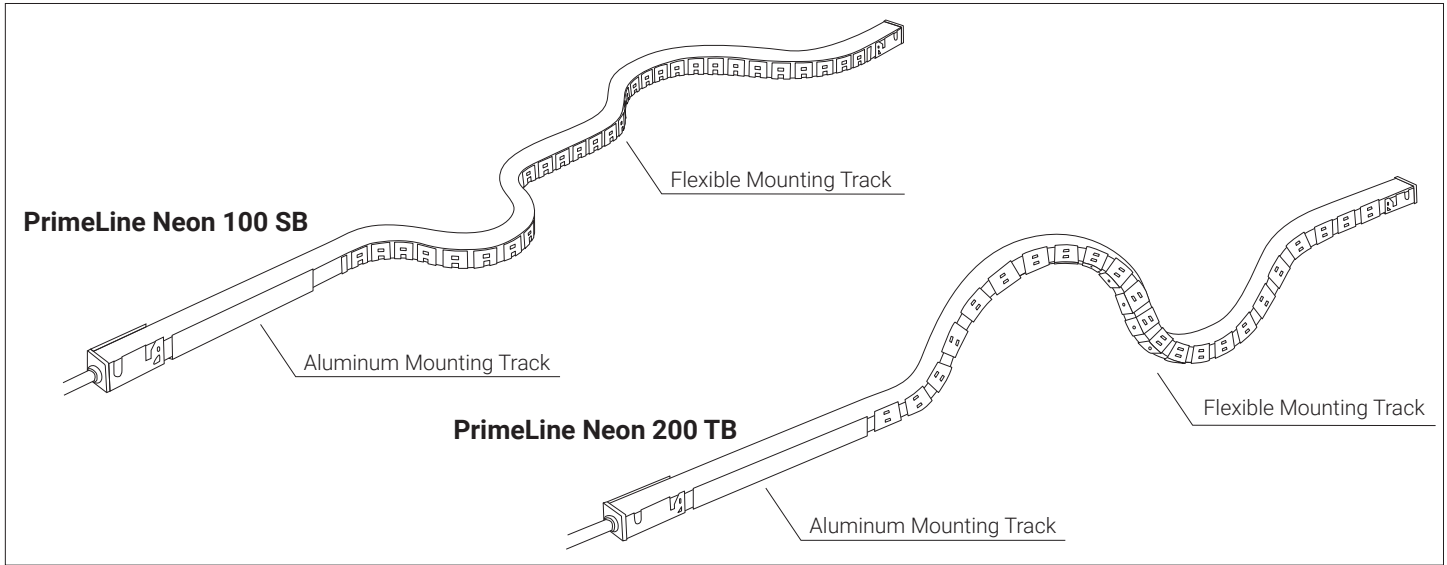
PLEASE FILL OUT COMPLETELY

For a prioritized quote, please fill out all required information.

Dealer Name: _____

Job Name: _____

Job Location / Address: _____



Custom Quote

Alloy will cut all lengths and attach 3 ft. leads. We will use silicone end caps to attach lead.
Note: Custom lead lengths longer than 3 ft. will incur an extra charge.

Standard Quote

Alloy will quote the materials required for the job. Customer will use DIY end caps to attach leads.

Power Supply

- Dimmable
 Non-Dimmable

(For Standard Orders) (For Custom Orders)

Side-Bend/ Top-Bend	Quantity	Run Length <small>Field cuttable every 2 in. Max. run 32 ft.</small>	Color Temperature	Mounting Accessory	DIY Connector Direction <small>3 ft. spliced ends</small>	Silicone Cap Direction
<input type="checkbox"/> Side-Bend <input type="checkbox"/> Top-Bend	_____	_____ in.	<input type="checkbox"/> 2600K <input type="checkbox"/> 4100K <input type="checkbox"/> 3000K <input type="checkbox"/> Red <input type="checkbox"/> 3500K <input type="checkbox"/> Blue	<input type="checkbox"/> Aluminum Mounting Track <input type="checkbox"/> Flexible Metal Mounting Track <input type="checkbox"/> Aluminum Mounting Clips/Screws	<input type="checkbox"/> Bottom <input type="checkbox"/> Right <input type="checkbox"/> Straight <input type="checkbox"/> Left	<input type="checkbox"/> Bottom <input type="checkbox"/> Straight <input type="checkbox"/> Left /Right
<input type="checkbox"/> Side-Bend <input type="checkbox"/> Top-Bend	_____	_____ in.	<input type="checkbox"/> 2600K <input type="checkbox"/> 4100K <input type="checkbox"/> 3000K <input type="checkbox"/> Red <input type="checkbox"/> 3500K <input type="checkbox"/> Blue	<input type="checkbox"/> Aluminum Mounting Track <input type="checkbox"/> Flexible Metal Mounting Track <input type="checkbox"/> Aluminum Mounting Clips/Screws	<input type="checkbox"/> Bottom <input type="checkbox"/> Right <input type="checkbox"/> Straight <input type="checkbox"/> Left	<input type="checkbox"/> Bottom <input type="checkbox"/> Straight <input type="checkbox"/> Left /Right
<input type="checkbox"/> Side-Bend <input type="checkbox"/> Top-Bend	_____	_____ in.	<input type="checkbox"/> 2600K <input type="checkbox"/> 4100K <input type="checkbox"/> 3000K <input type="checkbox"/> Red <input type="checkbox"/> 3500K <input type="checkbox"/> Blue	<input type="checkbox"/> Aluminum Mounting Track <input type="checkbox"/> Flexible Metal Mounting Track <input type="checkbox"/> Aluminum Mounting Clips/Screws	<input type="checkbox"/> Bottom <input type="checkbox"/> Right <input type="checkbox"/> Straight <input type="checkbox"/> Left	<input type="checkbox"/> Bottom <input type="checkbox"/> Straight <input type="checkbox"/> Left /Right
<input type="checkbox"/> Side-Bend <input type="checkbox"/> Top-Bend	_____	_____ in.	<input type="checkbox"/> 2600K <input type="checkbox"/> 4100K <input type="checkbox"/> 3000K <input type="checkbox"/> Red <input type="checkbox"/> 3500K <input type="checkbox"/> Blue	<input type="checkbox"/> Aluminum Mounting Track <input type="checkbox"/> Flexible Metal Mounting Track <input type="checkbox"/> Aluminum Mounting Clips/Screws	<input type="checkbox"/> Bottom <input type="checkbox"/> Right <input type="checkbox"/> Straight <input type="checkbox"/> Left	<input type="checkbox"/> Bottom <input type="checkbox"/> Straight <input type="checkbox"/> Left /Right
<input type="checkbox"/> Side-Bend <input type="checkbox"/> Top-Bend	_____	_____ in.	<input type="checkbox"/> 2600K <input type="checkbox"/> 4100K <input type="checkbox"/> 3000K <input type="checkbox"/> Red <input type="checkbox"/> 3500K <input type="checkbox"/> Blue	<input type="checkbox"/> Aluminum Mounting Track <input type="checkbox"/> Flexible Metal Mounting Track <input type="checkbox"/> Aluminum Mounting Clips/Screws	<input type="checkbox"/> Bottom <input type="checkbox"/> Right <input type="checkbox"/> Straight <input type="checkbox"/> Left	<input type="checkbox"/> Bottom <input type="checkbox"/> Straight <input type="checkbox"/> Left /Right

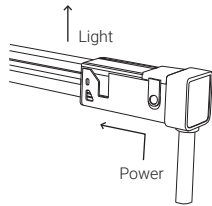
ALLOY LED®

PrimaLine® Neon Tape Light Order Form

Accessories

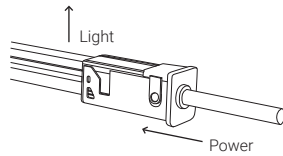
Compatible 36 in. Splice Connectors

When considering which connector to use, please refer to the diagrams below for direction of power source.



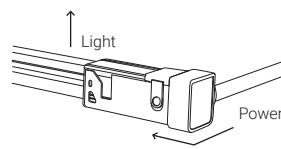
Bottom Connector

- AL-01-71-9907-BS (Side-Bend)
- AL-01-71-9907-BS-10 (10-pack)
- AL-01-72-9907-BS (Top-Bend)
- AL-01-72-9907-BS-10 (10-pack)



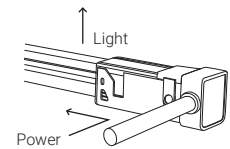
Straight Connector

- AL-01-71-9907-DS (Side-Bend)
- AL-01-71-9907-DS-10 (10-pack)
- AL-01-72-9907-DS (Top-Bend)
- AL-01-72-9907-DS-10 (10-pack)



Right Connector

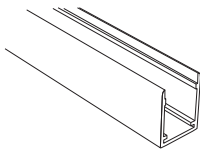
- AL-01-71-9907-RS (Side-Bend)
- AL-01-71-9907-RS-10 (10-pack)
- AL-01-72-9907-RS (Top-Bend)
- AL-01-72-9907-RS-10 (10-pack)



Left Connector

- AL-01-71-9907-LS (Side-Bend)
- AL-01-71-9907-LS-10 (10-pack)
- AL-01-72-9907-LS (Top-Bend)
- AL-01-72-9907-LS-10 (10-pack)

Mounting Accessories



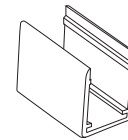
Aluminum Mounting Track 40 in.

- AL-01-71-9923-AL (Side-Bend)
- AL-01-72-9923-AL (Top-Bend)



Flexible Metal Mounting Track 20 in.

- AL-01-71-9930 (Side-Bend)
- AL-01-72-9930 (Top-Bend)

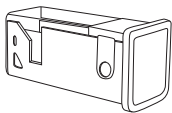


Aluminum Mounting Clips/Screws

1 mounting clip is recommended for every 1 ft. of tape light

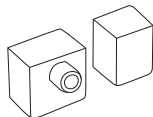
- AL-01-71-9981 (Side-Bend)
- AL-01-71-9986 (10-pack)
- AL-01-72-9981 (Top-Bend)
- AL-01-72-9986 (10-pack)

Other Accessories



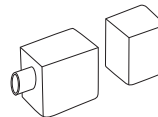
End Cap Assembly

- AL-01-71-9951 (Side-Bend)
- AL-01-71-9956 (10-pack)
- AL-01-72-9951 (Top-Bend)
- AL-01-72-9956 (10-pack)



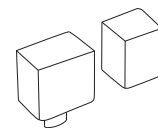
Silicone Caps (Left/Right)

- AL-01-71-9961 (Side-Bend)
- AL-01-71-9966 (10-pack)
- AL-01-72-9961 (1-pack)
- AL-01-72-9966 (10-pack)



Silicone Caps (Straight)

- AL-01-71-9961-DS (1-pack)
- AL-01-71-9966-DS (10-pack)
- AL-01-72-9961-DS (1-pack)
- AL-01-72-9966-DS (10-pack)



Silicone Caps (Bottom)

- AL-01-71-9961-BS (1-pack)
- AL-01-71-9966-BS (10 pack)
- AL-01-72-9961-BS (1-pack)
- AL-01-72-9966-BS (10-pack)

Additional Notes
